

















Sub Junior Girls Slalom Results

Homologation: World record

	Name	Team	Categ.	Round 1	Finals	Overall
1	Peebles Macy	VIC 	-14 F	3.45	3.75	1000.00
2	Keen Elle	NSW 	-14 F	3.00	3.10	826.67
3	Hogan Emily	VIC 	-14 F	2.60	2.63	701.33
4	Tressider Issie	NSW 	-14 F	0.93	1.10	293.33
5	Duncan Zohie	QLD 	-14 F	1.35	0.80	360.00





Sub Junior Boys Slalom Results

Homologation: World record

	Name	Team	Categ.	Round 1	Finals	Overall
1	Buck Joel	VIC 	-14 M	11.90	13.70	1000.00
2	Ball Fletcher	VIC 	-14 M	12.90	12.60	941.61
3	Hanckel Gerry	NSW 	-14 M	5.95	7.00	510.95
4	Hogan Harry	VIC 	-14 M	7.13	6.43	520.44
5	Roberts Thomas	VIC 	-14 M	7.60	6.30	554.74
6	Humphreys Robbie	VIC 	-14 M	6.28	6.25	458.39
7	Duncan Toby	QLD 	-14 M	6.25	5.25	456.20
8	Wait Riley	NSW 	-14 M	5.88	4.85	429.20
9	Pain Zac	QLD 	-14 M	4.05	4.25	310.22
10	Peebles Ayden	VIC 	-14 M	2.55	3.50	255.47
11	Bewley Ryan	SA 	-14 M	2.53	2.98	217.52
12	Peebles Zeke	VIC 	-14 M	2.50	2.63	191.97
13	Hanckel Archie	NSW 	-14 M	2.00	1.90	145.99
14	Norman Hugh	QLD 	-14 M	0.83	1.73	126.28











Junior Girls Slalom Results

Homologation: World record

	Name	Team	Categ.	Round 1	Finals	Overall
1	Hicks Macey	VIC 	Jun F	6.90	5.80	1000.00
2	Hall Chelsea	VIC 	Jun F	1.75	4.40	637.68
3	Peebles Zali	VIC 	Jun F	3.70	3.90	565.22
4	Keen Charlotte	NSW 	Jun F	3.25	3.25	471.01



Junior Boys Slalom Results

Homologation: World record

	Name	Team	Categ.	Round 1	Finals	Overall
1	Raglus Mike	NSW 	Jun M	11.20	11.20	1000.00
2	Bryce Cody	QLD 	Jun M	8.10	9.60	857.14
3	Argent Brock	WA 	Jun M	9.00	9.00	803.57
4	Wait Christian	NSW 	Jun M	8.20	8.60	767.86
5	Sorraghan Ben	VIC 	Jun M	8.80	8.10	785.71
6	Tresidder Lachlan	NSW 	Jun M	8.13	7.90	725.89
7	Flack Caylum	QLD 	Jun M	7.10	7.50	669.64
8	Mccreery Cody	WA 	Jun M	5.28	5.60	500.00
9	Armour Jacob	SA 	Jun M	5.25	2.53	468.75
10	Lees Oliver	NSW 	Jun M	2.93	2.03	261.61







Open Pro Women Slalom Results

Homologation: World record

	Name	Team	Categ.	Round 1	Finals	Overall
1	Stebbeings Ashleigh	QLD 	Pro F	17.20	17.40	1000.00
2	Mcclung Elaina	NSW 	Pro F	8.80	7.80	505.75


Open Pro Men Slalom Results

Homologation: World record

	Name	Team	Categ.	Round 1	Finals	Overall
1	Sands Brett	VIC 	Pro M	10.20	17.80	1000.00
2	Van Den Heuval Luke	QLD 	Pro M	14.90	16.90	949.44
3	Franks Ben	SA 	Pro M	16.20	16.80	943.82
4	Paige Brendan	QLD 	Pro M	16.80	16.65	943.82
5	Russo Tee-Jay	NSW 	Pro M	16.30	16.10	915.73
6	Rogers Connor	NSW 	Pro M	15.10	14.70	848.31





Open 1 Women Slalom Results

Homologation: World record

	Name	Team	Categ.	Round 1	Finals	Overall
1	Blank Kelly	QLD 	Op1 F	7.75	7.00	1000.00






Open 1 Men Slalom Results

Homologation: World record

	Name	Team	Categ.	Round 1	Finals	Overall
1	Roberts Brett	VIC 	Op1 M	13.30	12.70	1000.00
2	Chapman Justin	VIC 	Op1 M	9.50	11.20	842.11
3	Anderson Bryce	VIC 	Op1 M	9.60	10.80	812.03
4	Keleher Michael	QLD 	Op1 M	8.60	7.60	646.62





Open 2 Women Slalom Results



Homologation: World record

	Name	Team	Categ.	Round 1	Finals	Overall
1	Frankel-Vaughan Emma	SA 	Op2 F	1.65	3.23	1000.00
2	Hoy Carly	NSW 	Op2 F	2.83	2.88	891.64
3	Russell Teghan	WA 	Op2 F	2.63	2.88	891.64
4	Armour Hannah	SA 	Op2 F	0.50	0.58	179.57
5	Davis Emily	WA 	Op2 F	0.38	0.43	133.13

Open 2 Men Slalom Results
















Homologation: World record

	Name	Team	Categ.	Round 1	Finals	Overall
1	Wait Robbie	NSW 	Op2 M	9.00	9.90	1000.00
2	Bell Sam	NSW 	Op2 M	7.85	8.95	904.04
3	Blank Kai	QLD 	Op2 M	8.20	8.33	841.41
4	Murray Kevin	NSW 	Op2 M	7.73	7.75	782.83

	Name	Team	Categ.	Round 1	Finals	Overall
5	Blank Josh	QLD 	Op2 M	8.30	7.60	838.38
6	Watters Zane	QLD 	Op2 M	0.00		


Open 3 Men Slalom Results

Homologation: World record

	Name	Team	Categ.	Round 1	Finals	Overall
1	Keen Gary	NSW 	Op3 M	7.35	8.15	1000.00
2	Bettenay Gavin	QLD 	Op3 M	5.18	7.23	887.12
3	Flack Ethan	QLD 	Op3 M	6.45	7.00	858.90
4	Jefferay Mark	NSW 	Op3 M	7.20	6.78	883.44
5	Brook Ryan	NSW 	Op3 M	3.93	5.75	705.52
6	Franks Cam	SA 	Op3 M	3.85	5.73	703.07
7	Stannard Ryan	SA 	Op3 M	4.33	4.50	552.15
8	Anderson Justin	WA 	Op3 M	5.45	4.23	668.71
9	Rogers Dennis	NSW 	Op3 M	3.85	3.15	472.39
10	Powditch Aaron	SA 	Op3 M	3.10	3.13	384.05
11	Duncan David	QLD 	Op3 M	1.40	2.60	319.02
12	Blank Jeff	QLD 	Op3 M	2.83	2.58	347.24
13	Norman John	QLD 	Op3 M	1.70	1.83	224.54
14	Herriot Peter	SA 	Op3 M	1.60	1.00	196.32
15	Wilson Bruce	TAS 	Op3 M	0.88	0.30	107.98



Senior Women Slalom Results

Homologation: World record

	Name	Team	Categ.	Round 1	Finals	Overall
1	Davis Katina	QLD 	Sen F	8.70	8.30	1000.00


Senior Men Slalom Results

Homologation: World record

	Name	Team	Categ.	Round 1	Finals	Overall
1	Roberts Peter	VIC 	Sen M	11.90	9.30	1000.00
2	Sorraghan Tim	VIC 	Sen M	2.48	2.18	208.40







Veteran Women Slalom Results





Homologation: World record

	Name	Team	Categ.	Round 1	Finals	Overall
1	Tresidder Katrina	NSW 	Vet F	2.58	2.48	1000.00

Veteran Men Slalom Results


Homologation: World record

	Name	Team	Categ.	Round 1	Finals	Overall
1	Gathercole Danny	QLD 	Vet M	11.10	11.80	1000.00
2	Chattaway Brendon	NSW 	Vet M	9.60	9.90	838.98
3	Franks Peter	SA 	Vet M	7.50	8.10	686.44
4	Flack Brett	QLD 	Vet M	7.00	6.65	593.22
5	Tresidder Ian	NSW 	Vet M	7.85	5.60	665.25
6	Hanckel Ronnie	NSW 	Vet M	5.58	5.00	472.88

	Name	Team	Categ.	Round 1	Finals	Overall
7	Bryce Paul	QLD 	Vet M	4.00	3.85	338.98
8	Harries Paul	NSW 	Vet M	3.53	3.78	320.34
9	Howie Anthony	SA 	Vet M	4.40	3.30	372.88
10	Hall Timothy	NSW 	Vet M	6.23	1.25	527.97





Veteran 1 Women Slalom Results

Homologation: World record

	Name	Team	Categ.	Round 1	Finals	Overall
1	Rayner Cathy	WA 	Ve1 F	1.10	1.10	1000.00


Veteran 1 Men Slalom Results

Homologation: World record

	Name	Team	Categ.	Round 1	Finals	Overall
1	Mcclung Peter	NSW 	Ve1 M	11.20	11.40	1000.00
2	Parsons Mark	NSW 	Ve1 M	8.60	9.00	789.47
3	Davis Geoff	WA 	Ve1 M	4.10	6.58	577.19
4	Knight John	QLD 	Ve1 M	3.05	3.83	335.96















Sub Junior Girls Tricks Results

Homologation: World record

	Name	Team	Categ.	Round 1	Finals	Overall
1	Peebles Macy	VIC 	-14 F	760	840	1000.00
2	Keen Elle	NSW 	-14 F	520	540	642.86
3	Hogan Emily	VIC 	-14 F	220	260	309.52
4	Duncan Zohie	QLD 	-14 F	120	200	238.10
5	Tressider Issie	NSW 	-14 F	100	100	119.05





Sub Junior Boys Tricks Results

Homologation: World record

	Name	Team	Categ.	Round 1	Finals	Overall
1	Buck Joel	VIC 	-14 M	2600	3300	1000.00
2	Ball Fletcher	VIC 	-14 M	1980	2350	712.12
3	Roberts Thomas	VIC 	-14 M	1230	1460	442.42
4	Humphreys Robbie	VIC 	-14 M	970	1080	327.27
5	Duncan Toby	QLD 	-14 M	1010	960	306.06
6	Hogan Harry	VIC 	-14 M	1150	830	348.48
7	Peebles Zeke	VIC 	-14 M	640	700	212.12
8	Pain Zac	QLD 	-14 M	410	700	212.12
9	Bewley Ryan	SA 	-14 M	730	550	221.21
10	Hanckel Gerry	NSW 	-14 M	300	550	166.67
11	Peebles Ayden	VIC 	-14 M	480	540	163.64
12	Wait Riley	NSW 	-14 M	800	430	242.42
13	Norman Hugh	QLD 	-14 M	90	170	51.52
14	Hanckel Archie	NSW 	-14 M	70	170	51.52











Junior Girls Tricks Results

Homologation: World record

	Name	Team	Categ.	Round 1	Finals	Overall
1	Peebles Zali	VIC 	Jun F	1330	1530	1000.00
2	Keen Charlotte	NSW 	Jun F	610	890	581.70
3	Hall Chelsea	VIC 	Jun F	120	770	503.27
4	Hicks Macey	VIC 	Jun F	950	730	620.92



Junior Boys Tricks Results

Homologation: World record

	Name	Team	Categ.	Round 1	Finals	Overall
1	Bryce Cody	QLD 	Jun M	2400	2350	1000.00
2	Raglus Mike	NSW 	Jun M	1920	1800	800.00
3	Sorraghan Ben	VIC 	Jun M	550	1610	670.83
4	Argent Brock	WA 	Jun M	1150	1150	479.17
5	Flack Caylum	QLD 	Jun M	650	1080	450.00
6	Tresidder Lachlan	NSW 	Jun M	910	930	387.50
7	Mccreery Cody	WA 	Jun M	1040	870	433.33
8	Wait Christian	NSW 	Jun M	1310	780	545.83
9	Armour Jacob	SA 	Jun M	520	620	258.33
10	Lees Oliver	NSW 	Jun M	170	220	91.67






Open Pro Women Tricks Results

Homologation: World record

	Name	Team	Categ.	Round 1	Finals	Overall
1	Stebbeings Ashleigh	QLD 	Pro F	6100	8200	1000.00
2	Mclung Elaina	NSW 	Pro F	1550	2150	262.20


Open Pro Men Tricks Results

Homologation: World record

	Name	Team	Categ.	Round 1	Finals	Overall
1	Paige Brendan	QLD 	Pro M	7500	10530	1000.00
2	Rogers Connor	NSW 	Pro M	3550	7050	669.52
3	Franks Ben	SA 	Pro M	2900	6000	569.80
4	Van Den Heuval Luke	QLD 	Pro M	3200	5730	544.16
5	Russo Tee-Jay	NSW 	Pro M	2930	5000	474.83





Open 1 Women Tricks Results

Homologation: World record

	Name	Team	Categ.	Round 1	Finals	Overall
1	Blank Kelly	QLD 	Op1 F	880	1040	1000.00






Open 1 Men Tricks Results

Homologation: World record

	Name	Team	Categ.	Round 1	Finals	Overall
1	Roberts Brett	VIC 	Op1 M	2630	2800	1000.00
2	Chapman Justin	VIC 	Op1 M	1700	2000	714.29
3	Keleher Michael	QLD 	Op1 M	1930	1970	703.57
4	Anderson Bryce	VIC 	Op1 M	1760	1760	628.57







Open 2 Women Tricks Results

Homologation: World record

	Name	Team	Categ.	Round 1	Finals	Overall
1	Frankel-Vaughan Emma	SA 	Op2 F	500	400	1000.00
2	Hoy Carly	NSW 	Op2 F	220	290	580.00
3	Davis Emily	WA 	Op2 F	140	170	340.00
4	Russell Teghan	WA 	Op2 F	140	140	280.00
5	Armour Hannah	SA 	Op2 F	80	80	160.00
















Open 2 Men Tricks Results

Homologation: World record

	Name	Team	Categ.	Round 1	Finals	Overall
1	Blank Josh	QLD 	Op2 M	1200	1450	935.48
2	Bell Sam	NSW 	Op2 M	1550	1200	1000.00
3	Blank Kai	QLD 	Op2 M	1180	1100	761.29
4	Wait Robbie	NSW 	Op2 M	1020	1020	658.06
5	Murray Kevin	NSW 	Op2 M	850	800	548.39
6	Watters Zane	QLD 	Op2 M	0		


Open 3 Men Tricks Results

Homologation: World record

	Name	Team	Categ.	Round 1	Finals	Overall
1	Bettenay Gavin	QLD 	Op3 M	1150	1050	1000.00
2	Keen Gary	NSW 	Op3 M	670	880	765.22
3	Flack Ethan	QLD 	Op3 M	800	840	730.43
4	Anderson Justin	WA 	Op3 M	700	710	617.39
5	Franks Cam	SA 	Op3 M	630	700	608.70
6	Stannard Ryan	SA 	Op3 M	670	660	582.61
7	Jefferay Mark	NSW 	Op3 M	780	630	678.26
8	Brook Ryan	NSW 	Op3 M	480	580	504.35
9	Duncan David	QLD 	Op3 M	300	520	452.17
10	Rogers Dennis	NSW 	Op3 M	230	470	408.70
11	Powditch Aaron	SA 	Op3 M	250	370	321.74
12	Wilson Bruce	TAS 	Op3 M	280	260	243.48
13	Blank Jeff	QLD 	Op3 M	90	170	147.83
14	Norman John	QLD 	Op3 M	180	100	156.52
15	Herriot Peter	SA 	Op3 M	90	90	78.26


Senior Women Tricks Results


Homologation: World record

	Name	Team	Categ.	Round 1	Finals	Overall
1	Davis Katina	QLD 	Sen F	1800	1830	1000.00

Senior Men Tricks Results


Homologation: World record

	Name	Team	Categ.	Round 1	Finals	Overall
1	Roberts Peter	VIC 	Sen M	1810	1910	1000.00

	Name	Team	Categ.	Round 1	Finals	Overall
2	Sorraghan Tim	VIC 	Sen M	140	170	89.01











Veteran Women Tricks Results

Homologation: World record

	Name	Team	Categ.	Round 1	Finals	Overall
1	Tresidder Katrina	NSW 	Vet F	550	230	1000.00


Veteran Men Tricks Results

Homologation: World record

	Name	Team	Categ.	Round 1	Finals	Overall
1	Gathercole Danny	QLD 	Vet M	1650	1850	1000.00
2	Franks Peter	SA 	Vet M	1010	1150	621.62
3	Tresidder Ian	NSW 	Vet M	550	850	459.46
4	Howie Anthony	SA 	Vet M	990	790	535.14
5	Hall Timothy	NSW 	Vet M	750	710	405.41
6	Harries Paul	NSW 	Vet M	600	650	351.35
7	Hanckel Ronnie	NSW 	Vet M	480	440	259.46
8	Bryce Paul	QLD 	Vet M	340	360	194.59
9	Chattaway Brendon	NSW 	Vet M	950	300	513.51
10	Flack Brett	QLD 	Vet M	310		167.57






Veteran 1 Women Tricks Results

Homologation: World record

	Name	Team	Categ.	Round 1	Finals	Overall
1	Rayner Cathy	WA 	Ve1 F	290	290	1000.00







Veteran 1 Men Tricks Results

Homologation: World record

	Name	Team	Categ.	Round 1	Finals	Overall
1	Mcclung Peter	NSW 	Ve1 M	1300	1480	1000.00
2	Parsons Mark	NSW 	Ve1 M	550	1080	729.73
3	Davis Geoff	WA 	Ve1 M	570	360	385.14
4	Knight John	QLD 	Ve1 M	270	210	182.43
5	Riesen Geoffrey	QLD 	Ve1 M	260		175.68



Junior Boys Jump Results

Homologation: World record

	Name	Team	Categ.	Round 1	Finals	Overall
1	Sorraghan Ben	VIC 	Jun M	19.4m	16.2m	1000.00
2	Tresidder Lachlan	NSW 	Jun M	12.4m	13.0m	670.10
3	Bryce Cody	QLD 	Jun M	7.0m	12.2m	628.87
4	Raglus Mike	NSW 	Jun M	10.7m	10.8m	556.70
5	Argent Brock	WA 	Jun M	10.5m	9.5m	541.24
6	Wait Christian	NSW 	Jun M	7.7m	8.7m	448.45







Open Pro Women Jump Results

Homologation: World record

	Name	Team	Categ.	Round 1	Finals	Overall
1	Stebbeings Ashleigh	QLD 	Pro F	19.7m	19.8m	1000.00
2	Mcllung Elaina	NSW 	Pro F	7.1m	7.2m	363.64





Open Pro Men Jump Results

Homologation: World record

	Name	Team	Categ.	Round 1	Finals	Overall
1	Russo Tee-Jay	NSW 	Pro M	21.4m	26.4m	1000.00
2	Franks Ben	SA 	Pro M	24.7m	24.1m	935.61
3	Rogers Connor	NSW 	Pro M	22.6m	23.8m	901.52
4	Van Den Heuval Luke	QLD 	Pro M	22.7m	22.9m	867.42
5	Paige Brendan	QLD 	Pro M	22.5m	22.6m	856.06
6	Sands Brett	VIC 	Pro M	0.00m		






Open 1 Men Jump Results

Homologation: World record

	Name	Team	Categ.	Round 1	Finals	Overall
1	Chapman Justin	VIC 	Op1 M	12.0m	12.8m	1000.00
2	Anderson Bryce	VIC 	Op1 M	11.8m	11.6m	921.88
3	Roberts Brett	VIC 	Op1 M	8.7m	10.2m	796.88
4	Keleher Michael	QLD 	Op1 M	8.3m	7.1m	648.44


Open 2 Men Jump Results

Homologation: World record

	Name	Team	Categ.	Round 1	Finals	Overall
1	Blank Josh	QLD 	Op2 M	10.1m	10.7m	1000.00
2	Murray Kevin	NSW 	Op2 M	9.3m	9.6m	897.20
3	Wait Robbie	NSW 	Op2 M	8.1m	8.5m	794.39
4	Bell Sam	NSW 	Op2 M	7.5m	7.9m	738.32
5	Blank Kai	QLD 	Op2 M		0.00m	


Senior Women Jump Results

Homologation: World record

	Name	Team	Categ.	Round 1	Finals	Overall
1	Davis Katina	QLD 	Sen F	7.0m	6.8m	1000.00






Senior Men Jump Results

Homologation: World record















	Name	Team	Categ.	Round 1	Finals	Overall
1	Roberts Peter	VIC 	Sen M	8.0m	6.3m	1000.00

Sub Junior Girls Overall Results





	Name	Team	Categ.	Slalom	Tricks	Jump	Overall
--	------	------	--------	--------	--------	------	---------

	Name	Team	Categ.	Slalom	Tricks	Jump	Overall
1	Peebles Macy	VIC 	-14 F	1000.00	1000.00		2000.00
2	Keen Elle	NSW 	-14 F	826.67	642.86		1469.53
3	Hogan Emily	VIC 	-14 F	701.33	309.52		1010.85
4	Duncan Zohie	QLD 	-14 F	360.00	238.10		598.10
5	Tressider Issie	NSW 	-14 F	293.33	119.05		412.38











Sub Junior Boys Overall Results

	Name	Team	Categ.	Slalom	Tricks	Jump	Overall
1	Buck Joel	VIC 	-14 M	1000.00	1000.00		2000.00
2	Ball Fletcher	VIC 	-14 M	941.61	712.12		1653.73
3	Roberts Thomas	VIC 	-14 M	554.74	442.42		997.16
4	Hogan Harry	VIC 	-14 M	520.44	348.48		868.92
5	Humphreys Robbie	VIC 	-14 M	458.39	327.27		785.66
6	Duncan Toby	QLD 	-14 M	456.20	306.06		762.26
7	Hanckel Gerry	NSW 	-14 M	510.95	166.67		677.62
8	Wait Riley	NSW 	-14 M	429.20	242.42		671.62
9	Pain Zac	QLD 	-14 M	310.22	212.12		522.34
10	Bewley Ryan	SA 	-14 M	217.52	221.21		438.73
11	Peebles Ayden	VIC 	-14 M	255.47	163.64		419.11
12	Peebles Zeke	VIC 	-14 M	191.97	212.12		404.09
13	Hanckel Archie	NSW 	-14 M	145.99	51.52		197.51
14	Norman Hugh	QLD 	-14 M	126.28	51.52		177.80

Junior Girls Overall Results



	Name	Team	Categ.	Slalom	Tricks	Jump	Overall
1	Hicks Macey	VIC 	Jun F	1000.00	620.92		1620.92
2	Peebles Zali	VIC 	Jun F	565.22	1000.00		1565.22
3	Hall Chelsea	VIC 	Jun F	637.68	503.27		1140.95
4	Keen Charlotte	NSW 	Jun F	471.01	581.70		1052.71

Junior Boys Overall Results







	Name	Team	Categ.	Slalom	Tricks	Jump	Overall
1	Bryce Cody	QLD 	Jun M	857.14	1000.00	628.87	2486.01
2	Sorraghan Ben	VIC 	Jun M	785.71	670.83	1000.00	2456.54
3	Raglus Mike	NSW 	Jun M	1000.00	800.00	556.70	2356.70
4	Argent Brock	WA 	Jun M	803.57	479.17	541.24	1823.98
5	Tresidder Lachlan	NSW 	Jun M	725.89	387.50	670.10	1783.49
6	Wait Christian	NSW 	Jun M	767.86	545.83	448.45	1762.14
7	Flack Caylum	QLD 	Jun M	669.64	450.00		1119.64
8	Mccreery Cody	WA 	Jun M	500.00	433.33		933.33
9	Armour Jacob	SA 	Jun M	468.75	258.33		727.08
10	Lees Oliver	NSW 	Jun M	261.61	91.67		353.28

Open Pro Women Overall Results


	Name	Team	Categ.	Slalom	Tricks	Jump	Overall
--	------	------	--------	--------	--------	------	---------

	Name	Team	Categ.	Slalom	Tricks	Jump	Overall
1	Stebbeings Ashleigh	QLD 	Pro F	1000.00	1000.00	1000.00	3000.00
2	Mcllung Elaina	NSW 	Pro F	505.75	262.20	363.64	1131.59





Open Pro Men Overall Results

	Name	Team	Categ.	Slalom	Tricks	Jump	Overall
1	Paige Brendan	QLD 	Pro M	943.82	1000.00	856.06	2799.88
2	Franks Ben	SA 	Pro M	943.82	569.80	935.61	2449.23
3	Rogers Connor	NSW 	Pro M	848.31	669.52	901.52	2419.35
4	Russo Tee-Jay	NSW 	Pro M	915.73	474.83	1000.00	2390.56
5	Van Den Heuval Luke	QLD 	Pro M	949.44	544.16	867.42	2361.02
6	Sands Brett	VIC 	Pro M	1000.00			1000.00






Open 1 Women Overall Results

	Name	Team	Categ.	Slalom	Tricks	Jump	Overall
1	Blank Kelly	QLD 	Op1 F	1000.00	1000.00		2000.00






Open 1 Men Overall Results

	Name	Team	Categ.	Slalom	Tricks	Jump	Overall
1	Roberts Brett	VIC 	Op1 M	1000.00	1000.00	796.88	2796.88
2	Chapman Justin	VIC 	Op1 M	842.11	714.29	1000.00	2556.40
3	Anderson Bryce	VIC 	Op1 M	812.03	628.57	921.88	2362.48
4	Keleher Michael	QLD 	Op1 M	646.62	703.57	648.44	1998.63
















Open 2 Women Overall Results

	Name	Team	Categ.	Slalom	Tricks	Jump	Overall
1	Frankel-Vaughan Emma	SA 	Op2 F	1000.00	1000.00		2000.00
2	Hoy Carly	NSW 	Op2 F	891.64	580.00		1471.64
3	Russell Teghan	WA 	Op2 F	891.64	280.00		1171.64
4	Davis Emily	WA 	Op2 F	133.13	340.00		473.13
5	Armour Hannah	SA 	Op2 F	179.57	160.00		339.57


Open 2 Men Overall Results

	Name	Team	Categ.	Slalom	Tricks	Jump	Overall
1	Blank Josh	QLD 	Op2 M	838.38	935.48	1000.00	2773.86
2	Bell Sam	NSW 	Op2 M	904.04	1000.00	738.32	2642.36
3	Wait Robbie	NSW 	Op2 M	1000.00	658.06	794.39	2452.45
4	Murray Kevin	NSW 	Op2 M	782.83	548.39	897.20	2228.42
5	Blank Kai	QLD 	Op2 M	841.41	761.29		1602.70



Open 3 Men Overall Results

	Name	Team	Categ.	Slalom	Tricks	Jump	Overall
1	Bettenay Gavin	QLD 	Op3 M	887.12	1000.00		1887.12
2	Keen Gary	NSW 	Op3 M	1000.00	765.22		1765.22
3	Flack Ethan	QLD 	Op3 M	858.90	730.43		1589.33
4	Jefferay Mark	NSW 	Op3 M	883.44	678.26		1561.70
5	Franks Cam	SA 	Op3 M	703.07	608.70		1311.77
6	Anderson Justin	WA 	Op3 M	668.71	617.39		1286.10
7	Brook Ryan	NSW 	Op3 M	705.52	504.35		1209.87
8	Stannard Ryan	SA 	Op3 M	552.15	582.61		1134.76
9	Rogers Dennis	NSW 	Op3 M	472.39	408.70		881.09
10	Duncan David	QLD 	Op3 M	319.02	452.17		771.19
11	Powditch Aaron	SA 	Op3 M	384.05	321.74		705.79
12	Blank Jeff	QLD 	Op3 M	347.24	147.83		495.07
13	Norman John	QLD 	Op3 M	224.54	156.52		381.06
14	Wilson Bruce	TAS 	Op3 M	107.98	243.48		351.46
15	Herriot Peter	SA 	Op3 M	196.32	78.26		274.58


Senior Women Overall Results

	Name	Team	Categ.	Slalom	Tricks	Jump	Overall
1	Davis Katina	QLD 	Sen F	1000.00	1000.00	1000.00	3000.00











Senior Men Overall Results

	Name	Team	Categ.	Slalom	Tricks	Jump	Overall
1	Roberts Peter	VIC 	Sen M	1000.00	1000.00	1000.00	3000.00
2	Sorraghan Tim	VIC 	Sen M	208.40	89.01		297.41


Veteran Women Overall Results

	Name	Team	Categ.	Slalom	Tricks	Jump	Overall
1	Tresidder Katrina	NSW 	Vet F	1000.00	1000.00		2000.00






Veteran Men Overall Results

	Name	Team	Categ.	Slalom	Tricks	Jump	Overall
1	Gathercole Danny	QLD 	Vet M	1000.00	1000.00		2000.00
2	Chattaway Brendon	NSW 	Vet M	838.98	513.51		1352.49
3	Franks Peter	SA 	Vet M	686.44	621.62		1308.06
4	Tresidder Ian	NSW 	Vet M	665.25	459.46		1124.71
5	Hall Timothy	NSW 	Vet M	527.97	405.41		933.38
6	Howie Anthony	SA 	Vet M	372.88	535.14		908.02
7	Flack Brett	QLD 	Vet M	593.22	167.57		760.79
8	Hanckel Ronnie	NSW 	Vet M	472.88	259.46		732.34
9	Harries Paul	NSW 	Vet M	320.34	351.35		671.69
10	Bryce Paul	QLD 	Vet M	338.98	194.59		533.57

Veteran 1 Women Overall Results




	Name	Team	Categ.	Slalom	Tricks	Jump	Overall
1	Rayner Cathy	WA 	Ve1 F	1000.00	1000.00		2000.00

Veteran 1 Men Overall Results

	Name	Team	Categ.	Slalom	Tricks	Jump	Overall
1	Mcclung Peter	NSW 	Ve1 M	1000.00	1000.00		2000.00
2	Parsons Mark	NSW 	Ve1 M	789.47	729.73		1519.20
3	Davis Geoff	WA 	Ve1 M	577.19	385.14		962.33
4	Knight John	QLD 	Ve1 M	335.96	182.43		518.39
5	Riesen Geoffrey	QLD 	Ve1 M		175.68		175.68




Veteran 2 Men Slalom Results

Homologation: World record




	Name	Team	Categ.	Round 1	Finals	Overall
1	Hutcheon Bruce	VIC 	Ve2 M	5.93	6.60	916.67
2	Sullivan Brian	VIC 	Ve2 M	7.20	6.48	1000.00
3	Delaport Barry	WA 	Ve2 M	3.20	4.40	611.11

Veteran 2 Men Tricks Results

Homologation: World record

	Name	Team	Categ.	Round 1	Finals	Overall
1	Sullivan Brian	VIC 	Ve2 M	460	1110	1000.00
2	Delaport Barry	WA 	Ve2 M	950	600	855.86
3	Hutcheon Bruce	VIC 	Ve2 M	580	430	522.52

Veteran 2 Men Overall Results

	Name	Team	Categ.	Slalom	Tricks	Jump	Overall
1	Sullivan Brian	VIC 	Ve2 M	1000.00	1000.00		2000.00
2	Delaport Barry	WA 	Ve2 M	611.11	855.86		1466.97
3	Hutcheon Bruce	VIC 	Ve2 M	916.67	522.52		1439.19

Chief Judge

Homologator

Scorer