






Under 10 Boys Slalom Results

Homologation: Record capability

	Name	Country	Categ.	Round 1	Round 2	Overall
1	Earl Billy	*AUS 	U10	0.10	1.23	1000.00
2	Fyfe Cooper	*AUS 	U10	1.08		878.05




Sub Junior Girls Slalom Results

Homologation: Record capability

	Name	Country	Categ.	Round 1	Round 2	Overall
1	Stephenson Dayna	*AUS 	U14 F	4.73	5.00	1000.00
2	Earl Piper	*AUS 	U14 F	2.83	2.25	566.00
3	Earl Isla	*AUS 	U14 F	2.13	1.83	426.00



Sub Junior Boys Slalom Results

Homologation: Record capability

	Name	Country	Categ.	Round 1	Round 2	Overall
1	Molford Mark	*AUS 	U14 M	7.10	8.40	1000.00
2	Van Den Heuvel Jackson	*AUS 	U14 M	6.25	6.50	773.81
3	Molford Justin	*AUS 	U14 M	6.90	6.40	821.43




Junior Girls Slalom Results

Homologation: Record capability

	Name	Country	Categ.	Round 1	Round 2	Overall
1	Jack Lindsie	*AUS 	Jun F	8.20	8.00	1000.00
2	Stephenson Jessa	*AUS 	Jun F	3.50	3.25	426.83




Junior Boys Slalom Results

Homologation: Record capability

	Name	Country	Categ.	Round 1	Round 2	Overall
1	Duncan Toby	*AUS 	Jun M	12.80	12.60	1000.00
2	Wilschut Kai	*AUS 	Jun M	6.23	6.60	515.62
3	Cassells Alistar	*AUS 	Jun M	2.20	2.25	175.78



Under 23 Women Slalom Results

Homologation: Record capability

	Name	Country	Categ.	Round 1	Round 2	Overall
1	Duncan Zohie	*AUS 	U23 F	5.58	5.13	1000.00
2	Stephenson Rica	*AUS 	U23 F	3.88	3.75	695.34
3	Bryce Teagan	*AUS 	U23 F	3.85	3.63	689.96


Under 23 Men Slalom Results

Homologation: Record capability

	Name	Country	Categ.	Round 1	Round 2	Overall
1	Bryce Cody	*AUS 	U23 M	15.70	15.80	1000.00
2	Birch Coen	*AUS 	U23 M	9.40	10.30	651.90



Open Women Slalom Results

Homologation: Record capability

	Name	Country	Categ.	Round 1	Round 2	Overall
1	Blank Kelly	*AUS 	Ope F	12.60		1000.00




Open Men Slalom Results

Homologation: Record capability

	Name	Country	Categ.	Round 1	Round 2	Overall
1	Van Den Heuvel Luke	*AUS 	Ope M	17.50	14.80	906.74
2	Derry Keenan	*AUS 	Ope M	19.30		1000.00



Men 2 Slalom Results

Homologation: Record capability

	Name	Country	Categ.	Round 1	Round 2	Overall
1	Watters Zane	*AUS 	M2	7.50	9.90	1000.00
2	Homan Braiden	*AUS 	M2	3.25	2.88	328.28
3	Santarossa Matthew	*AUS 	M2	1.70	2.38	240.40


Men 1 Slalom Results

Homologation: Record capability

	Name	Country	Categ.	Round 1	Round 2	Overall
1	Russell Zach	*AUS 	M1	12.40	13.30	1000.00
2	Keleher Michael	*AUS 	M1	7.20	7.00	541.35

Senior 1 Women Slalom Results

Homologation: Record capability

	Name	Country	Categ.	Round 1	Round 2	Overall
1	Evans Natalie	*AUS 	Se1 F	1.60	1.20	1000.00


Senior 1 Men Slalom Results

Homologation: Record capability

	Name	Country	Categ.	Round 1	Round 2	Overall
1	Earl Douglas	*AUS 	Se1 M	10.90	12.30	1000.00
2	Bruce Shaun	*AUS 	Se1 M	2.63	3.88	315.45
3	Cox Daniel	*AUS 	Se1 M	2.48	3.13	254.47
4	Duncan David	*AUS 	Se1 M	5.10		414.63
5	Birch Andrew	*AUS 	Se1 M	0.50	0.00	40.65


Senior Women Slalom Results

Homologation: Record capability

	Name	Country	Categ.	Round 1	Round 2	Overall
1	Davis Katina	*AUS 	Sen F	10.60	10.40	1000.00





Senior Men Slalom Results

Homologation: Record capability

	Name	Country	Categ.	Round 1	Round 2	Overall
1	Fyfe Mitchell	*AUS 	Sen M	10.20	9.80	1000.00


Veteran Men Slalom Results

Homologation: Record capability

	Name	Country	Categ.	Round 1	Round 2	Overall
1	O'Connor Michael	*AUS 	Vet M	12.80	13.20	1000.00
2	Wills Jeff	*AUS 	Vet M	4.38	4.78	362.12
3	Cassells John	*AUS 	Vet M	3.70	4.28	324.24
4	Bryce Paul	*AUS 	Vet M	4.08	4.08	309.09



Master Women Slalom Results

Homologation: Record capability

	Name	Country	Categ.	Round 1	Round 2	Overall
1	Gathercole Wendy	*AUS 	Mas F	2.18	2.63	1000.00



Master Men Slalom Results

Homologation: Record capability

	Name	Country	Categ.	Round 1	Round 2	Overall
1	Gathercole Daniel	*AUS 	Mas M	11.90	12.60	1000.00
2	Wilson Alan	*AUS 	Mas M	1.50	3.75	297.62


Super Masters Men Slalom Results

Homologation: Record capability

	Name	Country	Categ.	Round 1	Round 2	Overall
1	Homan Gary	*AUS 	SMa M	5.00	6.70	992.59
2	Knight John	*AUS 	SMa M	6.75	5.35	1000.00



Grand Master Men Slalom Results

Homologation: Record capability

	Name	Country	Categ.	Round 1	Round 2	Overall
1	Hurley Terry	*AUS 	GMa M	8.63	8.10	1000.00




Under 10 Boys Tricks Results

Homologation: Record capability

	Name	Country	Categ.	Round 1	Round 2	Overall
1	Fyfe Cooper	*AUS 	U10	90	130	1000.00
2	Earl Billy	*AUS 	U10	70	90	692.31




Sub Junior Girls Tricks Results

Homologation: Record capability

	Name	Country	Categ.	Round 1	Round 2	Overall
1	Earl Piper	*AUS 	U14 F	540	490	1000.00
2	Stephenson Dayna	*AUS 	U14 F	320	470	870.37
3	Earl Isla	*AUS 	U14 F	80	90	166.67



Sub Junior Boys Tricks Results

Homologation: Record capability

	Name	Country	Categ.	Round 1	Round 2	Overall
1	Molford Mark	*AUS 	U14 M	1670	1830	1000.00
2	Molford Justin	*AUS 	U14 M	1440	1650	901.64
3	Van Den Heuvel Jackson	*AUS 	U14 M	380	700	382.51




Junior Girls Tricks Results

Homologation: Record capability

	Name	Country	Categ.	Round 1	Round 2	Overall
1	Jack Lindsie	*AUS 	Jun F	1110	1160	1000.00
2	Stephenson Jessa	*AUS 	Jun F	450	590	508.62




Junior Boys Tricks Results

Homologation: Record capability

	Name	Country	Categ.	Round 1	Round 2	Overall
1	Duncan Toby	*AUS 	Jun M	2260	2570	1000.00
2	Wilschut Kai	*AUS 	Jun M	600	1050	408.56
3	Cassells Alistar	*AUS 	Jun M	240	350	136.19



Under 23 Women Tricks Results

Homologation: Record capability

	Name	Country	Categ.	Round 1	Round 2	Overall
1	Duncan Zohie	*AUS 	U23 F	400	620	1000.00
2	Stephenson Rica	*AUS 	U23 F	450	400	725.81
3	Bryce Teagan	*AUS 	U23 F	430	260	693.55


Under 23 Men Tricks Results

Homologation: Record capability

	Name	Country	Categ.	Round 1	Round 2	Overall
1	Bryce Cody	*AUS 	U23 M	4000	6950	1000.00
2	Birch Coen	*AUS 	U23 M	710	1090	156.83



Open Women Tricks Results

Homologation: Record capability

	Name	Country	Categ.	Round 1	Round 2	Overall
1	Blank Kelly	*AUS 	Ope F	2200		1000.00




Open Men Tricks Results

Homologation: Record capability

	Name	Country	Categ.	Round 1	Round 2	Overall
1	Van Den Heuvel Luke	*AUS 	Ope M	3630	7130	677.11
2	Derry Keenan	*AUS 	Ope M	10530		1000.00

Men 2 Tricks Results



Homologation: Record capability

	Name	Country	Categ.	Round 1	Round 2	Overall
1	Watters Zane	*AUS 	M2	1320	1670	1000.00
2	Homan Braiden	*AUS 	M2	800	880	526.95
3	Santarossa Matthew	*AUS 	M2	220	200	131.74

Men 1 Tricks Results


Homologation: Record capability

	Name	Country	Categ.	Round 1	Round 2	Overall
--	------	---------	--------	---------	---------	---------

	Name	Country	Categ.	Round 1	Round 2	Overall
1	Keleher Michael	*AUS 	M1	2150	1650	1000.00
2	Russell Zach	*AUS 	M1	1710	960	795.35





Senior 1 Women Tricks Results

Homologation: Record capability

	Name	Country	Categ.	Round 1	Round 2	Overall
1	Evans Natalie	*AUS 	Se1 F	200	350	1000.00


Senior 1 Men Tricks Results

Homologation: Record capability

	Name	Country	Categ.	Round 1	Round 2	Overall
1	Bruce Shaun	*AUS 	Se1 M	450	780	795.92
2	Earl Douglas	*AUS 	Se1 M	980	770	1000.00
3	Birch Andrew	*AUS 	Se1 M	120	140	142.86
4	Cox Daniel	*AUS 	Se1 M	90	140	142.86
5	Duncan David	*AUS 	Se1 M	800		816.33


Senior Women Tricks Results

Homologation: Record capability

	Name	Country	Categ.	Round 1	Round 2	Overall
1	Davis Katina	*AUS 	Sen F	730	2260	1000.00





Senior Men Tricks Results

Homologation: Record capability

	Name	Country	Categ.	Round 1	Round 2	Overall
1	Fyfe Mitchell	*AUS 	Sen M	1550	1260	1000.00


Veteran Men Tricks Results

Homologation: Record capability

	Name	Country	Categ.	Round 1	Round 2	Overall
1	Wills Jeff	*AUS 	Vet M	680	600	503.70
2	Bryce Paul	*AUS 	Vet M	370	360	274.07
3	Cassells John	*AUS 	Vet M	390	270	288.89
4	O'Connor Michael	*AUS 	Vet M	1350		1000.00



Master Women Tricks Results

Homologation: Record capability

	Name	Country	Categ.	Round 1	Round 2	Overall
1	Gathercole Wendy	*AUS 	Mas F	250	250	1000.00



Master Men Tricks Results

Homologation: Record capability

	Name	Country	Categ.	Round 1	Round 2	Overall
1	Gathercole Daniel	*AUS 	Mas M	1100	1150	1000.00
2	Wilson Alan	*AUS 	Mas M	640	540	556.52


Super Masters Men Tricks Results

Homologation: Record capability

	Name	Country	Categ.	Round 1	Round 2	Overall
1	Homan Gary	*AUS 	SMa M	780	900	1000.00
2	Knight John	*AUS 	SMa M	560	560	622.22


Grand Master Men Tricks Results

Homologation: Record capability

	Name	Country	Categ.	Round 1	Round 2	Overall
1	Hurley Terry	*AUS 	GMa M	600	580	1000.00



Junior Girls Jump Results

Homologation: Record capability

	Name	Country	Categ.	Round 1	Round 2	Overall
1	Jack Lindsie	*AUS 	Jun F	6.9m	7.8m	1000.00



Junior Boys Jump Results

Homologation: Record capability

	Name	Country	Categ.	Round 1	Round 2	Overall
1	Duncan Toby	*AUS 	Jun M	15.0m	13.9m	1000.00
2	Wilschut Kai	*AUS 	Jun M	9.0m	8.4m	600.00


Under 23 Men Jump Results

Homologation: Record capability

	Name	Country	Categ.	Round 1	Round 2	Overall
1	Bryce Cody	*AUS 	U23 M	18.6m	20.6m	1000.00
2	Birch Coen	*AUS 	U23 M	11.5m	11.3m	558.25



Open Women Jump Results

Homologation: Record capability

	Name	Country	Categ.	Round 1	Round 2	Overall
1	Blank Kelly	*AUS 	Ope F	10.6m		1000.00


Open Men Jump Results

Homologation: Record capability

	Name	Country	Categ.	Round 1	Round 2	Overall
1	Van Den Heuvel Luke	*AUS 	Ope M	24.9m	23.8m	929.10
2	Derry Keenan	*AUS 	Ope M	26.8m		1000.00


Men 2 Jump Results

Homologation: Record capability

	Name	Country	Categ.	Round 1	Round 2	Overall
1	Watters Zane	*AUS 	M2	5.2m	0.00m	1000.00


Men 1 Jump Results

Homologation: Record capability

	Name	Country	Categ.	Round 1	Round 2	Overall
1	Keleher Michael	*AUS 	M1	17.9m	16.8m	1000.00


Senior Women Jump Results

Homologation: Record capability



	Name	Country	Categ.	Round 1	Round 2	Overall
1	Davis Katina	*AUS 	Sen F	7.5m	6.7m	1000.00

Senior Men Jump Results




Homologation: Record capability

	Name	Country	Categ.	Round 1	Round 2	Overall
1	Fyfe Mitchell	*AUS 	Sen M	7.6m	8.0m	1000.00




Under 10 Boys Overall Results

	Name	Country	Categ.	Slalom	Tricks	Jump	Overall
1	Fyfe Cooper	*AUS 	U10	878.05	1000.00		1878.05
2	Earl Billy	*AUS 	U10	1000.00	692.31		1692.31



Sub Junior Girls Overall Results

	Name	Country	Categ.	Slalom	Tricks	Jump	Overall
1	Stephenson Dayna	*AUS 	U14 F	1000.00	870.37		1870.37
2	Earl Piper	*AUS 	U14 F	566.00	1000.00		1566.00
3	Earl Isla	*AUS 	U14 F	426.00	166.67		592.67




Sub Junior Boys Overall Results

	Name	Country	Categ.	Slalom	Tricks	Jump	Overall
1	Molford Mark	*AUS 	U14 M	1000.00	1000.00		2000.00
2	Molford Justin	*AUS 	U14 M	821.43	901.64		1723.07
3	Van Den Heuvel Jackson	*AUS 	U14 M	773.81	382.51		1156.32


Junior Girls Overall Results



	Name	Country	Categ.	Slalom	Tricks	Jump	Overall
1	Jack Lindsie	*AUS 	Jun F	1000.00	1000.00	1000.00	3000.00
2	Stephenson Jessa	*AUS 	Jun F	426.83	508.62		935.45

Junior Boys Overall Results



	Name	Country	Categ.	Slalom	Tricks	Jump	Overall
1	Duncan Toby	*AUS 	Jun M	1000.00	1000.00	1000.00	3000.00
2	Wilschut Kai	*AUS 	Jun M	515.62	408.56	600.00	1524.18
3	Cassells Alistar	*AUS 	Jun M	175.78	136.19		311.97

Under 23 Women Overall Results


	Name	Country	Categ.	Slalom	Tricks	Jump	Overall
1	Duncan Zohie	*AUS 	U23 F	1000.00	1000.00		2000.00

	Name	Country	Categ.	Slalom	Tricks	Jump	Overall
2	Stephenson Rica	*AUS 	U23 F	695.34	725.81		1421.15
3	Bryce Teagan	*AUS 	U23 F	689.96	693.55		1383.51



Under 23 Men Overall Results

	Name	Country	Categ.	Slalom	Tricks	Jump	Overall
1	Bryce Cody	*AUS 	U23 M	1000.00	1000.00	1000.00	3000.00
2	Birch Coen	*AUS 	U23 M	651.90	156.83	558.25	1366.98




Open Women Overall Results

	Name	Country	Categ.	Slalom	Tricks	Jump	Overall
1	Blank Kelly	*AUS 	Ope F	1000.00	1000.00	1000.00	3000.00



Open Men Overall Results

	Name	Country	Categ.	Slalom	Tricks	Jump	Overall
1	Derry Keenan	*AUS 	Ope M	1000.00	1000.00	1000.00	3000.00
2	Van Den Heuvel Luke	*AUS 	Ope M	906.74	677.11	929.10	2512.95


Men 2 Overall Results

	Name	Country	Categ.	Slalom	Tricks	Jump	Overall
1	Watters Zane	*AUS 	M2	1000.00	1000.00	1000.00	3000.00
2	Homan Braiden	*AUS 	M2	328.28	526.95		855.23
3	Santarossa Matthew	*AUS 	M2	240.40	131.74		372.14






Men 1 Overall Results

	Name	Country	Categ.	Slalom	Tricks	Jump	Overall
1	Keleher Michael	*AUS 	M1	541.35	1000.00	1000.00	2541.35
2	Russell Zach	*AUS 	M1	1000.00	795.35		1795.35


Senior 1 Women Overall Results

	Name	Country	Categ.	Slalom	Tricks	Jump	Overall
1	Evans Natalie	*AUS 	Se1 F	1000.00	1000.00		2000.00


Senior 1 Men Overall Results

	Name	Country	Categ.	Slalom	Tricks	Jump	Overall
1	Earl Douglas	*AUS 	Se1 M	1000.00	1000.00		2000.00
2	Duncan David	*AUS 	Se1 M	414.63	816.33		1230.96
3	Bruce Shaun	*AUS 	Se1 M	315.45	795.92		1111.37
4	Cox Daniel	*AUS 	Se1 M	254.47	142.86		397.33
5	Birch Andrew	*AUS 	Se1 M	40.65	142.86		183.51





Senior Women Overall Results

	Name	Country	Categ.	Slalom	Tricks	Jump	Overall
1	Davis Katina	*AUS 	Sen F	1000.00	1000.00	1000.00	3000.00


Senior Men Overall Results

	Name	Country	Categ.	Slalom	Tricks	Jump	Overall
1	Fyfe Mitchell	*AUS 	Sen M	1000.00	1000.00	1000.00	3000.00



Veteran Men Overall Results

	Name	Country	Categ.	Slalom	Tricks	Jump	Overall
1	O'Connor Michael	*AUS 	Vet M	1000.00	1000.00		2000.00
2	Wills Jeff	*AUS 	Vet M	362.12	503.70		865.82
3	Cassells John	*AUS 	Vet M	324.24	288.89		613.13
4	Bryce Paul	*AUS 	Vet M	309.09	274.07		583.16



Master Women Overall Results

	Name	Country	Categ.	Slalom	Tricks	Jump	Overall
1	Gathercole Wendy	*AUS 	Mas F	1000.00	1000.00		2000.00


Master Men Overall Results

	Name	Country	Categ.	Slalom	Tricks	Jump	Overall
1	Gathercole Daniel	*AUS 	Mas M	1000.00	1000.00		2000.00
2	Wilson Alan	*AUS 	Mas M	297.62	556.52		854.14

Super Masters Men Overall Results

	Name	Country	Categ.	Slalom	Tricks	Jump	Overall
1	Homan Gary	*AUS 	SMa M	992.59	1000.00		1992.59
2	Knight John	*AUS 	SMa M	1000.00	622.22		1622.22

Grand Master Men Overall Results

	Name	Country	Categ.	Slalom	Tricks	Jump	Overall
1	Hurley Terry	*AUS 	GMa M	1000.00	1000.00		2000.00

Chief Judge
Duncan JodieHomologator
Daniel Davis, Keleher Michael, Molford Ruth, Schembri Kate

Scorer