






















Junior Girls under 15 Slalom Results

Homologation: Normal

Bib	Name	Country	Categ.	Preliminary	Final	Overall
1	Borikova Karin	SVK 	-15 F	1,50/55/14.25	2,00/55/14.25	1000,00
2	Fedorova Lucia	SVK 	-15 F	1,50/55/16.00	5,25/55/18.25	883,93
3	Kuzmenko Xeniya	UKR 	-15 F	3,00/55/18.25	3,00/55/18.25	803,57
4	Rybak Iryna	UKR 	-15 F	3,00/55/18.25	2,50/55/18.25	803,57
5	Misailova Krystyna	UKR 	-15 F	3,00/52	5,00/52	732,14
6	Skyvova Marcela	CZE 	-15 F	2,50/49		580,36
7	Gaßner Miriam	AUT 	-15 F	5,00/34		89,29
8	Gajdzik Oliwia	POL 	-15 F	3,00/34		53,57
9	Csokasova Nika	SVK 	-15 F	2,50/34		44,64







Junior Boys under 15 Slalom Results

Homologation: Normal

Bib	Name	Country	Categ.	Preliminary	Final	Overall
1	Saxa Samuel	SVK 	-15 M	4,00/58/18.25	5,00/58/18.25	1000,00
2	Vasko Daniel	SVK 	-15 M	1,00/58/18.25	4,00/58/18.25	978,72
3	Wlosok Krystof	CZE 	-15 M	2,50/58/18.25	5,00/55/18.25	946,81
4	Samovolik Ivan	UKR 	-15 M	2,00/55/18.25	5,00/55/18.25	872,34
5	Kravchenko Glib	UKR 	-15 M	0,50/58/18.25	1,50/55/18.25	904,26
6	Bodingbauer David	AUT 	-15 M	4,50/58/18.25	4,00/52	989,36
7	Siedlarski Jakub	POL 	-15 M	3,00/52		702,13
8	Skyva Petr	CZE 	-15 M	2,50/49		563,83
8	Zambory Tobias	SVK 	-15 M	2,50/49		563,83
10	Nowakowski Jakub	POL 	-15 M	1,25/49		537,23
11	Wycisk Jakub	POL 	-15 M	4,00/37		85,11
12	Wycisk Mateusz	POL 	-15 M	1,50/37		31,91




Junior Girls under 19 Slalom Results

Homologation: Normal

Bib	Name	Country	Categ.	Preliminary	Final	Overall
1	Splichalova Andrea	CZE 	-19 F	4,50/55/18.25	0,50/55/16.00	1000,00
2	Wenger Vanessa	AUT 	-19 F	5,00/55/18.25	4,00/55/18.25	969,07
3	Polkowska Zuzanna	POL 	-19 F	4,50/52	5,25/52	850,52
4	Jaroszewska Izabela	POL 	-19 F	3,00/55/18.25	5,00/49	927,84
5	Bodingbauer Maria	AUT 	-19 F	3,00/55/18.25	2,50/49	927,84
6	Wozniak Idalia	POL 	-19 F	2,00/52		783,51


Junior Boys under 19 Slalom Results

Homologation: Normal

Bib	Name	Country	Categ.	Preliminary	Final	Overall
1	Grzesiak Mateusz	POL 	-19 M	3,00/58/18.25	3,50/55/18.25	978,26
2	Zawadzki Konrad	POL 	-19 M	4,00/58/18.25	4,50/46	1000,00
3	Lasecki Filip	POL 	-19 M	5,50/49	0,00/46	641,30

Senior 1 Men Slalom Results

Homologation: Normal

Bib	Name	Country	Categ.	Preliminary	Final	Overall
1	Mos Michal	POL 	Se1 M	5,00/43	3,50/40	1000,00

Open Ladies Slalom Results

Homologation: Normal

Bib	Name	Country	Categ.	Preliminary	Final	Overall
1	Schall Bianca	AUT	Ope F	2,50/55/14.25	2,50/55/13.00	1000,00
2	Cseploova Veronika	SVK	Ope F	5,00/34	3,00/55/16.00	816,00
3	Rutkowska Malgorzata	POL	Ope F	5,50/52	5,00/55/18.25	752,00
4	Kazek Anna	POL	Ope F	5,50/34	4,50/55/18.25	744,00

Open Men Slalom Results

Homologation: Normal

Bib	Name	Country	Categ.	Preliminary	Final	Overall
1	Brezovsky Peter	SVK	Ope M	3,00/55/18.25	1,00/58/13.00	1000,00
2	Kazek Dawid	POL	Ope M	5,00/58/18.25	3,50/58/14.25	942,62
3	Bernatowicz Krzysztof	POL	Ope M	5,00/58/18.25	4,00/58/16.00	852,46
4	Gruca Martin	POL	Ope M	2,50/58/18.25	2,50/58/16.00	827,87
5	Kerpcar Juraj	SVK	Ope M	2,00/58/16.00	1,50/55/18.25	819,67
6	Zawadzki Erwin	POL	Ope M	5,50/37		90,16
7	Chladek Lukas	CZE	Ope M	5,00/37		81,97
7	Paulmair Thomas	AUT	Ope M	5,00/37		81,97
9	Borysewicz Kamil	POL	Ope M	3,00/37		49,18

Junior Girls under 15 Tricks Results

Homologation: Normal

Bib	Name	Country	Categ.	Preliminary	Final	Overall
1	Kuzmenko Xeniya	UKR	-15 F	3730	6050	1000,00
2	Rybak Iryna	UKR	-15 F	2930	4680	773,55
3	Borikova Karin	SVK	-15 F	2630	3200	528,93
4	Shevtsova Yeva	UKR	-15 F	2330	2390	395,04
5	Fedorova Lucia	SVK	-15 F	710	1650	272,73
6	Csokasova Nika	SVK	-15 F	610		100,83
7	Skyvova Marcela	CZE	-15 F	420		69,42
8	Gaßner Miriam	AUT	-15 F	290		47,93
9	Gajdzik Oliwia	POL	-15 F	200		33,06








Junior Boys under 15 Tricks Results

Homologation: Normal

Bib	Name	Country	Categ.	Preliminary	Final	Overall
1	Kravchenko Glib	UKR	-15 M	980	4030	1000,00
2	Vasko Daniel	SVK	-15 M	1090	2810	697,27
3	Siedlarski Jakub	POL	-15 M	1460	2450	607,94
4	Wlosok Krystof	CZE	-15 M	1610	1870	464,02
5	Nowakowski Jakub	POL	-15 M	870	1350	334,99
6	Saxa Samuel	SVK	-15 M	810		200,99
7	Bodingbauer David	AUT	-15 M	640		158,81
8	Skyva Petr	CZE	-15 M	530		131,51
9	Zambory Tobias	SVK	-15 M	320		79,40
10	Samovolik Ivan	UKR	-15 M	240		59,55




Junior Girls under 19 Tricks Results

Homologation: Normal

Bib	Name	Country	Categ.	Preliminary	Final	Overall
1	Pirozhenko Anna	UKR 	-19 F	2480	4980	1000,00
2	Wozniak Idalia	POL 	-19 F	1390	3880	779,12
3	Splichalova Andrea	CZE 	-19 F	1870	3080	618,47
4	Bodingbauer Maria	AUT 	-19 F	900	1230	246,99
5	Wenger Vanessa	AUT 	-19 F	770	790	158,63
6	Polkowska Zuzanna	POL 	-19 F	590		118,47
7	Jaroszevska Izabela	POL 	-19 F	330		66,27


Junior Boys under 19 Tricks Results

Homologation: Normal

Bib	Name	Country	Categ.	Preliminary	Final	Overall
1	Grzesiak Mateusz	POL 	-19 M	1150	2070	1000,00
2	Zawadzki Konrad	POL 	-19 M	700	950	458,94
3	Lasecki Filip	POL 	-19 M	440	170	212,56





Senior 1 Men Tricks Results

Homologation: Normal

Bib	Name	Country	Categ.	Preliminary	Final	Overall
1	Mos Michal	POL 	Se1 M	1200	2310	1000,00









Open Ladies Tricks Results

Homologation: Normal

Bib	Name	Country	Categ.	Preliminary	Final	Overall
1	Kazek Anna	POL 	Ope F	4020	6510	1000,00
2	Schall Bianca	AUT 	Ope F	1820	3150	483,87
3	Cseploova Veronika	SVK 	Ope F	2450	2400	376,34
4	Rutkowska Malgorzata	POL 	Ope F	1180	1890	290,32

Open Men Tricks Results

Homologation: Normal

Bib	Name	Country	Categ.	Preliminary	Final	Overall
1	Kazek Dawid	POL 	Ope M	4770	9240	1000,00
2	Kerpcar Juraj	SVK 	Ope M	5450	6350	687,23
3	Brezovsky Peter	SVK 	Ope M	2450	3890	421,00
4	Gruca Martin	POL 	Ope M	4070	3810	440,48
5	Borysewicz Kamil	POL 	Ope M	2330	3030	327,92
6	Bernatowicz Krzysztof	POL 	Ope M	2100		227,27
7	Zawadzki Erwin	POL 	Ope M	1980		214,29
8	Chladek Lukas	CZE 	Ope M	1710		185,06











Junior Girls under 15 Jump Results

Homologation: Normal

Bib	Name	Country	Categ.	Preliminary	Final	Overall
1	Rybak Iryna	UKR 	-15 F	30,2m	33,4m	1000,00
2	Kuzmenko Xeniya	UKR 	-15 F	30,0m	29,6m	871,21
3	Misailova Krystyna	UKR 	-15 F	25,3m	28,1m	799,24
4	Borikova Karin	SVK 	-15 F	28,6m	28,0m	818,18
5	Skyvova Marcela	CZE 	-15 F	11,1m	11,3m	162,88







Junior Boys under 15 Jump Results

Homologation: Normal

Bib	Name	Country	Categ.	Preliminary	Final	Overall
1	Kravchenko Glib	UKR 	-15 M	30,9m	35,4m	1000,00
2	Samovolik Ivan	UKR 	-15 M	31,3m	33,8m	937,01
3	Siedlarski Jakub	POL 	-15 M	25,6m	29,3m	759,84
4	Vasko Daniel	SVK 	-15 M	27,8m	27,7m	700,79
5	Bodingbauer David	AUT 	-15 M	25,4m	26,9m	665,35
6	Wycisk Jakub	POL 	-15 M	14,8m		188,98
7	Wycisk Mateusz	POL 	-15 M	14,0m		157,48
8	Wlosok Krystof	CZE 	-15 M	13,1m		122,05
9	Skyva Petr	CZE 	-15 M	12,0m		78,74
10	Nowakowski Jakub	POL 	-15 M	0,00m		



Junior Girls under 19 Jump Results

Homologation: Normal

Bib	Name	Country	Categ.	Preliminary	Final	Overall
1	Splichalova Andrea	CZE 	-19 F	30,5m	34,2m	1000,00
2	Wozniak Idalia	POL 	-19 F	32,2m	31,8m	926,47
3	Polkowska Zuzanna	POL 	-19 F	31,0m	30,7m	882,35
4	Bodingbauer Maria	AUT 	-19 F	23,0m	23,8m	617,65
5	Jaroszewska Izabela	POL 	-19 F	20,2m	22,6m	573,53
6	Wenger Vanessa	AUT 	-19 F	19,1m		444,85





Junior Boys under 19 Jump Results

Homologation: Normal

Bib	Name	Country	Categ.	Preliminary	Final	Overall
1	Zawadzki Konrad	POL 	-19 M	43,6m	46,5m	1000,00
2	Lasecki Filip	POL 	-19 M	23,8m	27,2m	471,23





Open Ladies Jump Results

Homologation: Normal





Bib	Name	Country	Categ.	Preliminary	Final	Overall
1	Cseploova Veronika	SVK 	Ope F	37,0m	39,2m	1000,00
2	Schall Bianca	AUT 	Ope F	37,1m	36,8m	934,78
3	Rutkowska Malgorzata	POL 	Ope F	36,6m	36,0m	919,25
4	Kazek Anna	POL 	Ope F	0,00m		

Open Men Jump Results









Homologation: Normal

Bib	Name	Country	Categ.	Preliminary	Final	Overall
1	Borysewicz Kamil	POL 	Ope M	64,9m	63,2m	1000,00
2	Bernatowicz Krzysztof	POL 	Ope M	60,2m	58,0m	914,39
3	Zawadzki Erwin	POL 	Ope M	53,9m	56,8m	852,46
4	Kerpcar Juraj	SVK 	Ope M	45,5m	52,1m	766,85







Junior Girls under 15 Overall Results

Bib	Name	Country	Categ.	Slalom	Tricks	Jump	Overall
1	Kuzmenko Xeniya	UKR 	-15 F	803,57	1000,00	871,21	2674,78
2	Rybak Iryna	UKR 	-15 F	803,57	773,55	1000,00	2577,12
3	Borikova Karin	SVK 	-15 F	1000,00	528,93	818,18	2347,11
4	Skyvova Marcela	CZE 	-15 F	580,36	69,42	162,88	812,66



Junior Boys under 15 Overall Results

Bib	Name	Country	Categ.	Slalom	Tricks	Jump	Overall
1	Kravchenko Glib	UKR 	-15 M	904,26	1000,00	1000,00	2904,26
2	Vasko Daniel	SVK 	-15 M	978,72	697,27	700,79	2376,78
3	Siedlarski Jakub	POL 	-15 M	702,13	607,94	759,84	2069,91
4	Samovolik Ivan	UKR 	-15 M	872,34	59,55	937,01	1868,90
5	Bodingbauer David	AUT 	-15 M	989,36	158,81	665,35	1813,52
6	Wlosok Krystof	CZE 	-15 M	946,81	464,02	122,05	1532,88
7	Nowakowski Jakub	POL 	-15 M	537,23	334,99		872,22
8	Skyva Petr	CZE 	-15 M	563,83	131,51	78,74	774,08





Junior Girls under 19 Overall Results

Bib	Name	Country	Categ.	Slalom	Tricks	Jump	Overall
1	Splichalova Andrea	CZE 	-19 F	1000,00	618,47	1000,00	2618,47
2	Wozniak Idalia	POL 	-19 F	783,51	779,12	926,47	2489,10
3	Polkowska Zuzanna	POL 	-19 F	850,52	118,47	882,35	1851,34
4	Bodingbauer Maria	AUT 	-19 F	927,84	246,99	617,65	1792,48
5	Wenger Vanessa	AUT 	-19 F	969,07	158,63	444,85	1572,55
6	Jaroszewska Izabela	POL 	-19 F	927,84	66,27	573,53	1567,64





Junior Boys under 19 Overall Results

Bib	Name	Country	Categ.	Slalom	Tricks	Jump	Overall
1	Zawadzki Konrad	POL 	-19 M	1000,00	458,94	1000,00	2458,94
2	Lasecki Filip	POL 	-19 M	641,30	212,56	471,23	1325,09

Open Ladies Overall Results

Bib	Name	Country	Categ.	Slalom	Tricks	Jump	Overall
1	Schall Bianca	AUT 	Ope F	1000,00	483,87	934,78	2418,65
2	Cseploova Veronika	SVK 	Ope F	816,00	376,34	1000,00	2192,34
3	Rutkowska Malgorzata	POL 	Ope F	752,00	290,32	919,25	1961,57
4	Kazek Anna	POL 	Ope F	744,00	1000,00		1744,00

Open Men Overall Results

Bib	Name	Country	Categ.	Slalom	Tricks	Jump	Overall
1	Kerpcar Juraj	SVK 	Ope M	819,67	687,23	766,85	2273,75
2	Bernatowicz Krzysztof	POL 	Ope M	852,46	227,27	914,39	1994,12
3	Borysewicz Kamil	POL 	Ope M	49,18	327,92	1000,00	1377,10
4	Zawadzki Erwin	POL 	Ope M	90,16	214,29	852,46	1156,91

Chief Judge
Veitova Hana

Homologator
Zasepa Jacek

Scorer
Veit Jan