









Overall Team classification Team results

Country	Name	Slalom	Tricks	Jump	Overall
1  France		2325.58	2721.05	2895.52	7942.15
	Costard Manon*	*883.72		*916.42	
	Lucine Clementine*	*720.93	*937.06	*961.19	
	Mathieu Marion*	*720.93	*834.50	*1017.91	
	Poteau Alexandre*		*949.49		
2  Belarus		1930.71	2825.99	2469.93	7226.63
	Turets Iryna*	*639.53		*1000.00	
	Zharnasek Aliaksei*	*663.27	*990.58		
	Beliakova Mariya*	*627.91	*892.77	*635.82	
	Beliakou Herman*		*942.64	*834.11	
3  Czech Rep.		2265.31	2331.02	2389.18	6985.51
	Sedlmajer Adam*	*775.51	*696.92	*831.78	
	Kolman Martin*	*673.47	*815.92	*820.09	
	Odvarko Daniel*	*816.33			
	Zlatohlavkova Martina*		*818.18	*737.31	
4  Russia		1778.12	1817.43	2864.75	6460.30
	Ryanzin Vladimir*	*520.41	*466.61	*990.65	
	Morozov Igor*	*653.06		*915.89	
	Kashitsina Olga*	*604.65	*487.18	*958.21	
	Churakova Tatiana*		*863.64		
5  Italy		1947.55	1888.00	2419.95	6255.50
	Degasperi Thomas*	*785.71			
	Pajni Maria Luisa*	*488.37	*632.87	*728.36	
	Spinelli Luca*	*673.47	*512.84	*899.53	
	D'Alberto Lorenzo*		*742.29	*792.06	
6  Great Britain		1612.25	1762.84	2542.06	5917.15
	Asher Thomas*	*714.29	*319.35	*957.94	
	Critchley Stephen*	*224.49	*723.46	*857.48	
	Earl James*	*673.47	*720.03	*726.64	
7  Austria		2005.46	868.78	2504.94	5379.18
	Pugstaller Robert*	*795.92			
	Rauchenwald Tina*	*627.91	*447.55	*958.21	
	Swoboda Matthias*	*581.63	*216.61	*801.40	
	Weichhart Andreas*		*204.62	*745.33	
8  Belgium		1055.29	2397.03	779.10	4231.42
	Adriaensen Kate*		*863.64	*779.10	
	Detry Céline*	*534.88			
	Graux Basile*	*520.41	*667.81		
	Fortamps Olivier*		*865.58		

Chief Judge
Stefan RauchenwaldHomologator
Cristophe FaselScorer
Hannu Rintanen