


























Best scores
All skiers

Name	Country	Categ.	Slalom	
Bazley John	*GBR 	55+ M	3.00/55/12.00	RkL
Beard Mark	*GBR 	45+ M	4.00/55/14.25	RkL
Davies Aaron	*GBR 	-17 M	3.00/58/12.00	RkL
Davies Peter	*GBR 	45+ M	4.00/55/14.25	RkL
Fardon Allan	*GBR 	45+ M	4.00/55/12.00	RkL
Fardon Thomas	*GBR 	-21 M	4.00/55/18.25	RkL
Hazelwood Kate	*GBR 	45+ F	2.00/55/14.25	RkL
Hazelwood Timothy	*GBR 	45+ M	2.00/55/11.25	RkL
Jackson Lee	*GBR 	35+ M	3.00/55/11.25	RkL
Jays Danny	*GBR 	-12 M	3.00/55/18.25	RkL
Jones Sophie	*GBR 	-21 F	2.00/55/14.25	RkL
Kynman Phil	*GBR 	55+ M	5.00/55/18.25	RkL
Lillis Stuart	*GBR 	45+ M	3.00/55/13.00	RkL
Mcbreeze Chris	*GBR 	45+ M	2.00/55/18.25	RkL
Metcalfe Jim	*GBR 	55+ M	2.00/55/13.00	RkL
Philips John	*GBR 	65+ M	4.00/52/13.00	RkL
Poole Thomas	*GBR 	-21 M	1.00/58/11.25	RkL
Reston Stuart	*GBR 	45+ M	4.00/55/16.00	RkL
Roberts Lucy	*GBR 	-12 F	2.25/46	RkL
Scott-Ely Jordan	*GBR 	-14 M	3.00/46	RkL
Scott-Ely Stuart	*GBR 	45+ M	2.00/55/11.25	RkL
Smith Steve	*GBR 	45+ M	1.50/55/12.00	RkL
Spavin Harry	*GBR 	-21 M	3.00/58/11.25	RkL
Walsh Ian	*GBR 	45+ M	1.50/55/12.00	RkL
Wilkinson Jonathon	*GBR 	45+ M	5.00/55/12.00	RkL
25			25	0
				0