



Over 35 Women Slalom Results

Homologation: Ranking List

Bib	Name	Country	Categ.	Preliminary	Finals	Overall	Team
1	(21) VYMPRANIETSOVA, Marie	GRE	35+ F	2.50/55/12.00	4.00/55/12.00	1000.00	1000.00
2	(57) ATKINS, Kelly	GBR	35+ F	3.00/55/12.00	2.00/55/12.00	970.59	970.59
3	(102) CEDERQUIST, Linnea	SWE	35+ F	2.50/55/12.00	2.00/55/12.00	955.88	955.88
4	(89) BLOEMSMA, Samantha	RSA	35+ F	0.50/55/12.00	4.00/55/13.00	897.06	897.06
5	(4) ANASTASOPOULOU, Alexia	*GRE	35+ F	4.00/55/13.00	2.50/55/18.25		
6	(19) STANTIDI, Aspasia	GRE	35+ F	2.00/55/13.00		764.71	764.71
7	(98) THORENS, Camille	SUI	35+ F	3.00/55/14.25		617.65	617.65
8	(104) HANSSON, Kristina	SWE	35+ F	3.50/52		102.94	102.94

Over 35 Men Slalom Results

Homologation: Ranking List

Bib	Name	Country	Categ.	Preliminary	Finals	Overall	Team
1	(95) DISERENS, Kevin	SUI	35+ M	3.50/55/11.25	2.00/55/10.75	1000.00	
2	(120) CHATZIS, George	GRE	35+ M	4.00/55/11.25	2.00/55/11.25	894.74	
3	(77) BLOEMSMA, Jamie	NED	35+ M	3.00/55/11.25	2.00/55/11.25	868.42	
4	(32) KOKKINOS, Yiannis	CYP	35+ M	5.50/55/12.00	2.00/55/11.25	842.11	
5	(42) FOURASTIER, Paul	FRA	35+ M	3.00/55/12.00	3.50/55/12.00	1000.00	723.68
6	(85) RIO, Espen	NOR	35+ M	3.00/55/12.00	0.00/55/12.00	710.53	
7	*(41) FONDO, Vincent	*FRA	35+ M	5.00/55/12.00	5.00/55/13.00		
8	(80) DALE, Espen	NOR	35+ M	4.00/55/12.00	2.50/55/13.00	736.84	
9	(27) FORTAMPS, Olivier	BEL	35+ M	2.00/55/12.00		945.45	684.21
10	(36) DELACOUR, Arnaud	FRA	35+ M	1.50/55/12.00		927.27	671.05
11	(93) CHEYROUX, Olivier	SUI	35+ M	3.50/55/14.25		563.64	407.89
12	*(16) PALANDJIAN, Onic	*GRE	35+ M	2.50/55/14.25			
13	(86) VANNIEKERK, Andre	NOR	35+ M	4.50/55/18.25		118.42	

Over 45 Women Slalom Results

Homologation: Ranking List

Bib	Name	Country	Categ.	Preliminary	Finals	Overall	Team
1	(97) THOMSEN-MILAKOVA, Elena	SUI	45+ F	4.00/52/12.00	1.50/52/11.25	1000.00	1000.00
2	(5) ANDRIOPOULOU, Angeliki	GRE	45+ F	1.00/52/11.25	1.00/52/11.25	986.67	986.67
3	(100) ANDERBERG, Natasha	*SWE	45+ F	1.00/52/11.25	4.00/52/12.00		
4	(18) PAPADIMITRIOU, Angeliki	GRE	45+ F	1.00/52/12.00	5.00/52/13.00	826.67	826.67
5	(68) LANGROCK, Claudia	GER	45+ F	2.00/52/13.00	4.50/52/14.25	693.33	
6	(8) CONTI, Marianna	*GRE	45+ F	2.00/52/13.00 (Tie break: 4.00/52/14.25)			
7	(40) EMMETT, Karine	FRA	45+ F	4.50/52/14.25		600.00	
8	(63) STEPHENSON, Beverley	GBR	45+ F	4.50/52/16.00		440.00	

Over 45 Men Slalom Results

Homologation: Ranking List

Bib	Name	Country	Categ.	Preliminary	Finals	Overall	Team
1	(88) ALEXANDER, Robbie	RSA	45+ M	3.00/55/11.25	3.00/55/10.75	1000.00	
2	(81) FOSS, Anders	NOR	45+ M	1.00/55/10.75	2.00/55/10.75	977.78	
3	(92) CESINSKI, Pierre	SUI	45+ M	0.50/55/10.75	4.00/55/11.25	944.44	
4	(70) NEMETH, Gabor	*HUN	45+ M	1.50/55/12.00	2.50/55/11.25		
5	(51) MAROIS, Sebastien	FRA	45+ M	1.00/55/11.25	1.00/55/11.25	1000.00	822.22
6	(22) ZERVOPOULOS, Spyridon Rikos	*GRE	45+ M	4.50/55/12.00	5.50/55/12.00		
7	(38) DUCROT, Nicolas	*FRA	45+ M	5.00/55/12.00	4.00/55/12.00		
8	(107) LUND, Stefan	*SWE	45+ M	2.00/55/11.25	3.50/55/12.00		
9	(106) JONSSON, Magnus	SWE	45+ M	2.50/55/12.00	1.50/55/12.00	878.38	722.22
10	(54) ROCHER, Thierry	*FRA	45+ M	1.50/55/11.25	0.50/55/12.00		
11	*(20) TOUTZIARIDIS, Andreas	*GRE	45+ M	1.50/55/12.00	4.50/55/13.00		



Bib	Name	Country	Categ.	Preliminary	Finals	Overall	Team
12 (109)	TENGIUS, Henrik	SWE	45+ M	2.00/55/11.25	3.50/55/13.00	844.44	
13 *	FRANTZIS, Dimitris	*GRE	45+ M	1.00/55/12.00			
14 (90)	BOWES, Andrew	RSA	45+ M	3.00/55/13.00		600.00	
14 (60)	LUKIC, Dusko	GBR	45+ M	3.00/55/13.00		600.00	
16 (12)	KOUSATHANAS, Lefteris	GRE	45+ M	2.50/55/13.00		716.22	588.89
17 *(17)	PAPADAKIS, Stefanos	*GRE	45+ M	2.00/55/13.00			
18 *(35)	CLEMENCON, Guillaume	*FRA	45+ M	4.50/55/14.25			
19 (67)	BUCKSCH, Jan	GER	45+ M	3.50/55/14.25		581.08	477.78
20 (84)	MARTHINSEN, Lars Andreas	NOR	45+ M	5.00/52			111.11
21 (69)	SIEGEL, Ralph	GER	45+ M	4.50/52			100.00
22 (61)	ROWLANDS, Rodney	GBR	45+ M	2.00/52		54.05	44.44

Over 55 Women Slalom Results

Homologation: Ranking List

Bib	Name	Country	Categ.	Preliminary	Finals	Overall	Team
1 (64)	WINTER, Hilary	GBR	55+ F	1.00/52/12.00	2.00/52/12.00	1000.00	
2 (34)	ALESSANDRIGERMON, Corinne	FRA	55+ F	4.50/52/13.00	2.00/52/13.00	920.45	
3 (59)	CLEMENTS, Chantal	*GBR	55+ F	2.00/52/13.00	1.50/52/13.00		
4 (87)	VARMING, Susanne	NOR	55+ F	3.50/52/13.00	4.00/52/14.25	897.73	
5 (29)	VLUYMANS, Ingrid	BEL	55+ F	4.00/52/16.00	4.00/52/16.00	636.36	

Over 55 Men Slalom Results

Homologation: Ranking List

Bib	Name	Country	Categ.	Preliminary	Finals	Overall	Team
1 (26)	SCHULZE, Frank	AUT	55+ M	1.00/55/11.25	2.00/55/11.25 (Tie break: 5.00/55/12.00)	1000.00	1000.00
2 (105)	JONSSON, Krister	*SWE	55+ M	2.00/55/12.00	2.00/55/11.25 (Tie break: 2.50/55/12.00)		
3 (47)	GUYAMIER, Patrick	*FRA	55+ M	0.50/55/11.25	3.50/55/12.00		
4 (15)	KYPRIOS, Sotiris	GRE	55+ M	5.00/55/12.00	2.50/55/12.00	940.00	
5 *(10)	KAMPANIS, Andreas	*GRE	55+ M	1.50/55/12.00	2.00/55/12.00		
5 (49)	MARILLIER, Regis	*FRA	55+ M	1.00/55/11.25	2.00/55/12.00		
5 (28)	SAINTVITEUX, Yves	BEL	55+ M	3.00/55/12.00	2.00/55/12.00	900.00	900.00
8 (62)	SCOTT-ELY, Stuart	GBR	55+ M	5.00/55/12.00	1.50/55/12.00	940.00	
9 *(55)	SPORTICH, Thierry	*FRA	55+ M	4.00/55/13.00	5.00/55/13.00		
10 (75)	KEUSSEOGLOU, Aleco	MON	55+ M	3.00/55/13.00	3.50/55/13.00	790.00	
11 *(39)	DUMINIL, Frederic	*FRA	55+ M	2.50/55/13.00	2.50/55/13.00		
12 (56)	VIGNERON, Frederic	FRA	55+ M	2.00/55/13.00	2.00/55/14.25	760.00	760.00
13 (108)	SJOSTROM, Bo	SWE	55+ M	1.50/55/13.00		750.00	
14 (37)	DELAGE, Pascal	*FRA	55+ M	1.00/55/13.00		740.00	
15 (33)	KOLMAN, Zdenek Sen.	CZE	55+ M	4.00/55/14.25		680.00	680.00
16 (23)	ENGEL, Rupert	AUT	55+ M	3.50/55/14.25		670.00	
17 (52)	MATHIEU, Francois	FRA	55+ M	3.00/55/14.25		660.00	660.00
18 (99)	WHYTE, Alisdair	*SUI	55+ M	5.00/55/16.00			
19 (66)	WOOLDRIDGE, Simon	GBR	55+ M	4.00/55/16.00		560.00	560.00
20 (58)	BEARD, Mark	GBR	55+ M	3.00/55/16.00		540.00	540.00
21 *(45)	GEORGEON, Stephane	*FRA	55+ M	4.00/46			

Over 65 Women Slalom Results











Homologation: Ranking List

Bib	Name	Country	Categ.	Preliminary	Finals	Overall	Team
1 (91)	JOHNSON, Jan	RSA	65+ F	4.50/49/13.00	4.50/49/13.00	1000.00	
2 (71)	KIRBY, Dianne	IRL	65+ F	3.50/49/14.25	4.50/49/14.25	1000.00	851.85
3 (94)	DE PEIC, Sibyl	SUI	65+ F	1.00/49/14.25	1.50/49/16.00	765.43	

Over 65 Men Slalom Results




Homologation: Ranking List



Bib	Name	Country	Categ.	Preliminary	Finals	Overall	Team
1	(53) REYBIER, Philippe	FRA 	65+ M	1.00/52/11.25	4.50/52/11.25	1000.00	
2	(1) FRANGISTAS, Nikolaos	GRE 	65+ M	5.00/52/13.00	1.50/52/12.00	828.57	
3	(44) GAMBUT, Jerome	*FRA 	65+ M	1.50/52/13.00	1.50/52/12.00		
4	(3) VLISIDIS, Ioannis	GRE 	65+ M	3.50/52/13.00	4.50/52/13.00	771.43	
5	(25) KOTTL, Hermann	AUT 	65+ M	2.00/52/13.00	4.00/52/13.00	761.90	
6	(96) KURER, Bernard	SUI 	65+ M	1.50/52/13.00		714.29	
7	(31) DEMETRIOU, Marios	CYP 	65+ M	3.00/52/14.25		628.57	
8	(82) JOHNSEN, Lasse Vidar	NOR 	65+ M	2.00/52/14.25		1000.00	609.52
9	(65) WINTER, Martin	GBR 	65+ M	3.00/52/16.00		514.29	
10	*(2) GABRIEL, George Nicolas	*GRE 	65+ M	5.00/43			








Over 70 Men Slalom Results

Homologation: Ranking List

Bib	Name	Country	Categ.	Preliminary	Finals	Overall	Team
1	(24) JIRAK, Bernd	*AUT 	70+ M	5.50/52/14.25	2.50/52/14.25		
2	(83) LILLEBERG, Audun	*NOR 	70+ M	1.50/52/14.25	5.00/43	1000.00	
3	(48) LANZANI, Christian	*FRA 	70+ M	4.00/43	1.00/43		








Over 35 Women Tricks Results

Homologation: Ranking List

Bib	Name	Country	Categ.	Preliminary	Finals	Overall	Team
1	(19) STANTIDI, Aspasia	GRE 	35+ F	4020	3830	1000.00	1000.00
2	(98) THORENS, Camille	SUI 	35+ F	3050	3760	935.32	935.32
3	(102) CEDERQUIST, Linnea	SWE 	35+ F	2290	2750	684.08	684.08
4	(89) BLOEMSMA, Samantha	RSA 	35+ F	2030	2020	504.98	504.98
5	(57) ATKINS, Kelly	GBR 	35+ F	1790	1750	445.27	445.27
6	(21) VYMPRANIETSOVA, Marie	GRE 	35+ F	1700		422.89	422.89
7	(104) HANSSON, Kristina	SWE 	35+ F	1080		268.66	268.66






Over 35 Men Tricks Results

Homologation: Ranking List

Bib	Name	Country	Categ.	Preliminary	Finals	Overall	Team
1	(27) FORTAMPS, Olivier	BEL 	35+ M	9000	9860	1000.00	1000.00
2	(14) KOUSATHANAS, Thimios	GRE 	35+ M	4330	5050		512.17
3	(36) DELACOUR, Arnaud	FRA 	35+ M	3200	3120	324.54	324.54
4	(42) FOURASTIER, Paul	FRA 	35+ M	2910	1410	295.13	295.13
5	(11) KOSMAS, Panagiotis	*GRE 	35+ M	3440	990		
6	(93) CHEYROUX, Olivier	SUI 	35+ M	1900		192.70	192.70
7	(95) DISERENS, Kevin	SUI 	35+ M	970			98.38



Over 45 Women Tricks Results

Homologation: Ranking List

Bib	Name	Country	Categ.	Preliminary	Finals	Overall	Team
1	(97) THOMSEN-MILAKOVA, Elena	SUI 	45+ F	6730	5730	1000.00	1000.00
2	(5) ANDRIOPOULOU, Angeliki	GRE 	45+ F	5130	4430	762.26	762.26
3	(68) LANGROCK, Claudia	GER 	45+ F	3360	2900		499.26
4	(18) PAPADIMITRIOU, Angeliki	GRE 	45+ F	2110	2650	393.76	393.76
5	(100) ANDERBERG, Natasha	*SWE 	45+ F	1880	2090		

Over 45 Men Tricks Results

Homologation: Ranking List

Bib	Name	Country	Categ.	Preliminary	Finals	Overall	Team
1	(12) KOUSATHANAS, Lefteris	GRE 	45+ M	2590	2590	835.48	835.48
2	(51) MAROIS, Sebastien	FRA 	45+ M	3100	1700	1000.00	1000.00



Bib	Name	Country	Categ.	Preliminary	Finals	Overall	Team
3	(67) BUCKSCH, Jan	GER	45+ M	1020	1550	500.00	500.00
4	*(20) TOUTZIARIDIS, Andreas	*GRE	45+ M	1370	1310		
5	(106) JONSSON, Magnus	SWE	45+ M	910	990	319.35	319.35
6	(69) SIEGEL, Ralph	GER	45+ M	610			196.77
7	(61) ROWLANDS, Rodney	GBR	45+ M	490		158.06	158.06
8	(60) LUKIC, Dusko	GBR	45+ M	120			38.71

Over 55 Women Tricks Results

Homologation: Ranking List

Bib	Name	Country	Categ.	Preliminary	Finals	Overall	Team
1	(29) VLUYMANS, Ingrid	BEL	55+ F	1420	1500	1000.00	

Over 55 Men Tricks Results

Homologation: Ranking List

Bib	Name	Country	Categ.	Preliminary	Finals	Overall	Team
1	(28) SAINTVITEUX, Yves	BEL	55+ M	3440	3060 (Tie break: 2280)	1000.00	1000.00
2	(101) BRADHE, Odd	SWE	55+ M	3060	3060 (Tie break: 1250)		889.53
3	(78) DOKOUPIL, Tom	NED	55+ M	2190	2630		764.53
4	(33) KOLMAN, Zdenek Sen.	CZE	55+ M	2410	2410	700.58	700.58
5	(56) VIGNERON, Frederic	FRA	55+ M	1470	2060	598.84	598.84
6	(52) MATHIEU, Francois	FRA	55+ M	1660	1760	511.63	511.63
7	(108) SJOSTROM, Bo	SWE	55+ M	1650	1580		479.65
8	(58) BEARD, Mark	GBR	55+ M	1630	1220	473.84	473.84
9	(37) DELAGE, Pascal	*FRA	55+ M	1180		343.02	
10	(66) WOOLDRIDGE, Simon	GBR	55+ M	910		264.53	264.53
11	(26) SCHULZE, Frank	AUT	55+ M	790		229.65	229.65
12	(23) ENGEL, Rupert	AUT	55+ M	480			139.53
13	(99) WHYTE, Alisdair	*SUI	55+ M	80			

Over 65 Women Tricks Results

Homologation: Ranking List

Bib	Name	Country	Categ.	Preliminary	Finals	Overall	Team
1	(71) KIRBY, Dianne	IRL	65+ F	1070	990	1000.00	1000.00

Over 65 Men Tricks Results

Homologation: Ranking List

Bib	Name	Country	Categ.	Preliminary	Finals	Overall	Team
1	(82) JOHNSEN, Lasse Vidar	NOR	65+ M	1080	900	1000.00	1000.00
2	(96) KURER, Bernard	SUI	65+ M	940			870.37

Over 35 Women Jump Results





Homologation: Ranking List

Bib	Name	Country	Categ.	Preliminary	Finals	Overall	Team
1	(21) VYMPRANIETSOVA, Marie	GRE	35+ F	47.5m (156ft)	47.3m (155ft)	1000.00	1000.00
2	(19) STANTIDI, Aspasia	GRE	35+ F	29.1m (95ft)	32.4m (106ft)	627.16	627.16
3	(89) BLOEMSMA, Samantha	RSA	35+ F	29.8m (98ft)	29.4m (96ft)	562.96	562.96
4	(98) THORENS, Camille	SUI	35+ F	19.1m (63ft)	19.7m (65ft)	313.58	313.58
5	(57) ATKINS, Kelly	GBR	35+ F	18.6m (61ft)	17.7m (58ft)	286.42	286.42
6	(102) CEDERQUIST, Linnea	SWE	35+ F	12.9m (42ft)		145.68	145.68

Over 35 Men Jump Results




Homologation: Ranking List



Bib	Name	Country	Categ.	Preliminary	Finals	Overall	Team
1	(42) FOURASTIER, Paul	FRA 	35+ M	46.5m (153ft)	51.3m (168ft)	1000.00	1000.00
2	(36) DELACOUR, Arnaud	FRA 	35+ M	46.5m (153ft)	47.9m (157ft)	891.37	891.37
3	(93) CHEYROUX, Olivier	SUI 	35+ M	38.5m (126ft)	39.9m (131ft)	635.78	635.78
4	(27) FORTAMPS, Olivier	BEL 	35+ M	40.2m (132ft)		645.37	645.37







Over 45 Women Jump Results

Homologation: Ranking List

Bib	Name	Country	Categ.	Preliminary	Finals	Overall	Team
1	(5) ANDRIOPOULOU, Angeliki	GRE 	45+ F	38.3m (126ft)	42.5m (139ft)	1000.00	1000.00
2	(97) THOMSEN-MILAKOVA, Elena	SUI 	45+ F	41.0m (135ft)	40.9m (134ft)	964.71	964.71
3	(18) PAPADIMITRIOU, Angeliki	GRE 	45+ F	23.2m (76ft)	28.9m (95ft)	680.00	680.00









Over 45 Men Jump Results

Homologation: Ranking List

Bib	Name	Country	Categ.	Preliminary	Finals	Overall	Team
1	(106) JONSSON, Magnus	SWE 	45+ M	35.4m (116ft)	36.2m (119ft)	1000.00	1000.00
2	(46) GOURDET, Mathieu	FRA 	45+ M	28.2m (93ft)	30.5m (100ft)		731.13
3	(12) KOUSATHANAS, Lefteris	GRE 	45+ M	27.6m (91ft)	29.9m (98ft)	702.83	702.83
4	(61) ROWLANDS, Rodney	GBR 	45+ M	16.3m (53ft)	18.5m (61ft)	165.09	165.09
5	(67) BUCKSCH, Jan	GER 	45+ M	16.8m (55ft)	18.4m (60ft)	160.38	160.38
6	(51) MAROIS, Sebastien	FRA 	45+ M	13.5m (44ft)			


Over 55 Men Jump Results

Homologation: Ranking List

Bib	Name	Country	Categ.	Preliminary	Finals	Overall	Team
1	(26) SCHULZE, Frank	AUT 	55+ M	32.0m (105ft)	37.1m (122ft)	1000.00	1000.00
2	(58) BEARD, Mark	GBR 	55+ M	31.5m (103ft)	36.3m (119ft)	970.48	970.48
3	(28) SAINTVITEUX, Yves	BEL 	55+ M	23.9m (78ft)	23.9m (78ft)	512.92	512.92
4	(56) VIGNERON, Frederic	FRA 	55+ M	17.5m (57ft)	19.3m (63ft)	343.17	343.17
5	(37) DELAGE, Pascal	*FRA 	55+ M	16.0m (52ft)	19.0m (62ft)	332.10	
6	(33) KOLMAN, Zdenek Sen.	CZE 	55+ M	13.3m (44ft)		121.77	121.77
7	(66) WOOLDRIDGE, Simon	GBR 	55+ M	11.7m (38ft)		62.73	62.73
8	(52) MATHIEU, Francois	FRA 	55+ M	0.00m (0ft)			



Over 65 Women Jump Results

Homologation: Ranking List





Bib	Name	Country	Categ.	Preliminary	Finals	Overall	Team
1	(71) KIRBY, Dianne	IRL 	65+ F	15.6m (51ft)	16.3m (53ft)	1000.00	1000.00

Over 65 Men Jump Results



Homologation: Ranking List

Bib	Name	Country	Categ.	Preliminary	Finals	Overall	Team
1	(74) TRIVELLATO, Filippo	ITA 	65+ M	28.2m (93ft)	33.3m (109ft)		1000.00
2	(82) JOHNSEN, Lasse Vidar	NOR 	65+ M	28.8m (94ft)	26.4m (87ft)	1000.00	864.86





Over 35 Women Overall Results

Bib	Name	Country	Categ.	Slalom	Tricks	Jump	Overall
1	(21) VYMPRANIETSOVA, Marie	GRE 	35+ F	1000.00	422.89	1000.00	2422.89
2	(19) STANTIDI, Aspasia	GRE 	35+ F	764.71	1000.00	627.16	2391.87
3	(89) BLOEMSMA, Samantha	RSA 	35+ F	897.06	504.98	562.96	1965.00
4	(98) THORENS, Camille	SUI 	35+ F	617.65	935.32	313.58	1866.55






Bib	Name	Country	Categ.	Slalom	Tricks	Jump	Overall
5 (102)	CEDERQUIST, Linnea	SWE 	35+ F	955.88	684.08	145.68	1785.64
6 (57)	ATKINS, Kelly	GBR 	35+ F	970.59	445.27	286.42	1702.28






Over 35 Men Overall Results

Bib	Name	Country	Categ.	Slalom	Tricks	Jump	Overall
1 (27)	FORTAMPS, Olivier	BEL 	35+ M	945.45	1000.00	645.37	2590.82
2 (42)	FOURASTIER, Paul	FRA 	35+ M	1000.00	295.13	1000.00	2295.13
3 (36)	DELACOUR, Arnaud	FRA 	35+ M	927.27	324.54	891.37	2143.18
4 (93)	CHEYROUX, Olivier	SUI 	35+ M	563.64	192.70	635.78	1392.12








Over 45 Women Overall Results

Bib	Name	Country	Categ.	Slalom	Tricks	Jump	Overall
1 (97)	THOMSEN-MILAKOVA, Elena	SUI 	45+ F	1000.00	1000.00	964.71	2964.71
2 (5)	ANDRIOPOULOU, Angeliki	GRE 	45+ F	986.67	762.26	1000.00	2748.93
3 (18)	PAPADIMITRIOU, Angeliki	GRE 	45+ F	826.67	393.76	680.00	1900.43


Over 45 Men Overall Results

Bib	Name	Country	Categ.	Slalom	Tricks	Jump	Overall
1 (12)	KOUSATHANAS, Lefteris	GRE 	45+ M	716.22	835.48	702.83	2254.53
2 (106)	JONSSON, Magnus	SWE 	45+ M	878.38	319.35	1000.00	2197.73
3 (51)	MAROIS, Sebastien	FRA 	45+ M	1000.00	1000.00		2000.00
4 (67)	BUCKSCH, Jan	GER 	45+ M	581.08	500.00	160.38	1241.46
5 (61)	ROWLANDS, Rodney	GBR 	45+ M	54.05	158.06	165.09	377.20


Over 55 Men Overall Results

Bib	Name	Country	Categ.	Slalom	Tricks	Jump	Overall
1 (28)	SAINTVITEUX, Yves	BEL 	55+ M	900.00	1000.00	512.92	2412.92
2 (26)	SCHULZE, Frank	AUT 	55+ M	1000.00	229.65	1000.00	2229.65
3 (58)	BEARD, Mark	GBR 	55+ M	540.00	473.84	970.48	1984.32
4 (56)	VIGNERON, Frederic	FRA 	55+ M	760.00	598.84	343.17	1702.01
5 (33)	KOLMAN, Zdenek Sen.	CZE 	55+ M	680.00	700.58	121.77	1502.35
6 (37)	DELAGE, Pascal	*FRA 	55+ M	740.00	343.02	332.10	1415.12
7 (66)	WOOLDRIDGE, Simon	GBR 	55+ M	560.00	264.53	62.73	887.26

Over 65 Women Overall Results

Bib	Name	Country	Categ.	Slalom	Tricks	Jump	Overall
1 (71)	KIRBY, Dianne	IRL 	65+ F	1000.00	1000.00	1000.00	3000.00


Over 65 Men Overall Results

Bib	Name	Country	Categ.	Slalom	Tricks	Jump	Overall
1 (82)	JOHNSEN, Lasse Vidar	NOR 	65+ M	1000.00	1000.00	1000.00	3000.00

Over 70 Men Tricks Results


Homologation: Ranking List



Bib	Name	Country	Categ.	Preliminary	Finals	Overall	Team
1	(83) LILLEBERG, Audun	*NOR 	70+ M	310	480	1000.00	


Over 70 Men Jump Results

Homologation: Ranking List

Bib	Name	Country	Categ.	Preliminary	Finals	Overall	Team
1	(83) LILLEBERG, Audun	*NOR 	70+ M	0.00m (0ft)			


Over 75 Men Slalom Results

Homologation: Ranking List

Bib	Name	Country	Categ.	Preliminary	Finals	Overall	Team
1	*(43) FOX, Jean Pierre	*FRA 	75+ M	4.00/49/16.00	1.00/49/13.00		

Over 75 Men Tricks Results

Homologation: Ranking List

Bib	Name	Country	Categ.	Preliminary	Finals	Overall	Team
1	*(43) FOX, Jean Pierre	*FRA 	75+ M	230	660		