







Standing Ladies Slalom Results

Homologation: Record capability

| Bib | Name | Country | Categ. | Prelim | Final | Overall |
|-----|-------------------|---|--------|---------|---------|---------|
| 1 | (8) Nelson Elisha | USA  | A2 F | 3.00/52 | 3.00/52 | 1030.30 |
| 2 | (35) Ellis Claire | GBR  | AL2 F | 2.00/43 | 1.00/43 | 989.25 |







Standing Men Slalom Results

Homologation: Record capability

| Bib | Name | Country | Categ. | Prelim | Final | Overall |
|-----|--------------------------|---|--------|---------------|---------------|---------|
| 1 | (1) Timm Craig | USA  | A1 >M | 2.00/55/18.25 | 3.00/55/16.00 | 883.72 |
| 2 | (32) Tuck Gord | CAN  | L >M | 4.00/55/18.25 | 2.50/55/18.25 | 693.33 |
| 3 | (11) Stokes Gregg | USA  | A2 >M | 0.50/52 | 2.00/49 | 658.91 |
| 4 | (44) Lanthaler Christian | ITA  | L >M | 3.50/31 | | 46.67 |




















Seated Ladies Slalom Results

Homologation: Record capability

| Bib | Name | Country | Categ. | Prelim | Final | Overall |
|-----|-------------------------|---|--------|---------------|---------|---------|
| 1 | (34) Le Sausse Delphine | FRA  | MP4>F | 3.00/46 | 4.00/46 | 1000.00 |
| 2 | (37) Tomsett Hannah | GBR  | MP5 F | 1.00/40 | 2.50/40 | 865.00 |
| 3 | (19) Baerg Ashley | CAN  | MP5 F | 1.00/40 | 2.00/40 | 860.00 |
| 4 | (12) Switzer Sarah | USA  | MP5 F | 2.00/40 | 0.00/37 | 860.00 |
| 5 | (15) Longmore Samantha | AUS  | MP1 F | 0.00/43 inner | | 833.33 |
| 6 | (22) Erhardt Kendra | CAN  | MP3 F | 1.00/40 inner | | 152.44 |



Seated Men Slalom Results

Homologation: Record capability

| Bib | Name | Country | Categ. | Prelim | Final | Overall |
|-----|-----------------------|---|--------|----------------|---------------|---------|
| 1 | (45) Pop Roger | NED  | MP2>M | 2.00/40 | 0.00/40 | 1025.64 |
| 2 | (17) Wintle Scott | AUS  | MP2 M | 3.00/37 | 4.00/37 | 974.36 |
| 3 | (39) Prunty Eamonn | IRL  | MP5 M | 5.00/49 | 4.00/49 | 952.83 |
| 4 | (42) De Maria Pietro | ITA  | MP3 M | 4.00/40 | 4.00/40 | 911.11 |
| 5 | (9) Poggetto Connor | USA  | MP5 M | 2.00/46 | 4.00/46 | 886.79 |
| 6 | (5) Fairall Nicholas | USA  | MP5 M | 5.00/43 | 3.00/46 | 877.36 |
| 7 | (7) Hager Elijah | USA  | MP5 M | 5.00/40 | 3.00/40 | 783.02 |
| 8 | (14) Capart Mauricio | ARG  | MP4 M | 2.00/40 | 4.00/31 inner | 769.23 |
| 9 | (6) Guzman Chad | USA  | MP5 M | 2.00/49 | 2.00/31 inner | 924.53 |
| 10 | (29) Schacher Braeson | CAN  | MP5 M | 4.00/40 | 1.50/31 inner | 773.58 |
| 11 | (13) Wesson Chuck | USA  | MP4 M | 1.00/40 | | 759.62 |
| 12 | (23) Gosse Rob | CAN  | MP5>M | 5.00/55/9.25in | | 504.72 |
| 13 | (24) Hubbs Todd | CAN  | MP1 M | 2.00/37 inner | | 250.00 |
| 14 | (31) Thurston Jon | CAN  | MP3 M | 4.00/49 inner | | 222.22 |
| 15 | (26) Lamontagne Blake | CAN  | MP3 M | 3.00/43 inner | | 150.00 |
| 16 | (36) Farr Tim | GBR  | MP4 M | 0.00/40 inner | | 86.54 |
| 17 | (27) Sagal David | CAN  | MP2 M | 5.00/34 inner | | 70.51 |
| 18 | (25) Kerr Phil | CAN  | MP4 M | 4.00/31 inner | | 19.23 |
| 19 | (16) Taylor Jason | AUS  | MP1 M | 1.00/31 inner | | 17.86 |








Vision Impaired Ladies Slalom Results

Homologation: Record capability

| Bib | Name | Country | Categ. | Prelim | Final | Overall |
|-----|--------------------|---|--------|---------------|---------|---------|
| 1 | (2) Mawby Katie | USA  | V23 F | 4.00/55/16.00 | 5.50/52 | 901.41 |
| 2 | (38) Williams Jill | GBR  | V23 F | 2.00/43 | 4.00/28 | 450.70 |



Vision Impaired Men Slalom Results

Homologation: Record capability

| Bib | Name | Country | Categ. | Prelim | Final | Overall |
|-----|-------------------------|---|--------|---------------|---------------|---------|
| 1 | (10) Royal Mike | USA  | V1 M | 5.50/58/13.00 | 5.00/58/12.00 | 976.47 |
| 2 | (41) Cassioli Daniele | ITA  | V1 >M | 2.00/55/13.00 | 5.50/55/12.00 | 911.76 |
| 3 | (46) Gulbrandsen Bjorn | NOR  | V1 M | 2.00/58/13.00 | 5.50/58/14.25 | 870.59 |
| 4 | (30) Sieswerda Jonathan | CAN  | V23 M | 0.00/37 | 5.50/40 | 276.47 |
| 5 | (40) Brignani Michele | ITA  | V23 M | 4.00/31 | | 47.06 |
| 6 | (43) Fanchini Matteo | ITA  | V1 >M | 2.00/31 | | 23.53 |
| 7 | (28) Riehl Ryan | CAN  | V23 M | 0.00/31 | | |




Standing Ladies Tricks Results

Homologation: Record capability

| Bib | Name | Country | Categ. | Prelim | Final | Overall |
|-----|-------------------|---|--------|--------|--------|---------|
| 1 | (35) Ellis Claire | GBR  | AL2 F | 1940.0 | 1520.0 | 946.34 |
| 2 | (8) Nelson Elisha | USA  | A2 F | 610.0 | 820.0 | 577.46 |








Standing Men Tricks Results

Homologation: Record capability

| Bib | Name | Country | Categ. | Prelim | Final | Overall |
|-----|--------------------|---|--------|--------|--------|---------|
| 1 | (3) Delligatti Cam | USA  | A2 M | 1620.0 | 1270.0 | 666.67 |
| 2 | (1) Timm Craig | USA  | A1 >M | 810 | 1070 | 440.33 |
| 3 | (11) Stokes Gregg | USA  | A2 >M | 610.0 | 700.0 | 288.07 |





















Seated Ladies Tricks Results

Homologation: Record capability

| Bib | Name | Country | Categ. | Prelim | Final | Overall |
|-----|-------------------------|---|--------|--------|--------|---------|
| 1 | (4) Dunn Abigayle | USA  | MP3 F | 720.0 | 1100.0 | 1250.00 |
| 2 | (34) Le Sausse Delphine | FRA  | MP4>F | 1590.0 | 1690.0 | 976.88 |
| 3 | (15) Longmore Samantha | AUS  | MP1 F | 240.0 | 200.0 | 750.00 |
| 4 | (12) Switzer Sarah | USA  | MP5 F | 1230.0 | 970.0 | 710.98 |
| 5 | (19) Baerg Ashley | CAN  | MP5 F | 1090.0 | | 630.06 |
| 6 | (22) Erhardt Kendra | CAN  | MP3 F | 500.0 | | 568.18 |
| 7 | (37) Tomsett Hannah | GBR  | MP5 F | 330.0 | | 190.75 |



Seated Men Tricks Results

Homologation: Record capability

| Bib | Name | Country | Categ. | Prelim | Final | Overall |
|-----|-----------------------|---|--------|--------|--------|---------|
| 1 | (9) Poggetto Connor | USA  | MP5 M | 1900.0 | 1930.0 | 1066.30 |
| 2 | (26) Lamontagne Blake | CAN  | MP3 M | 1440.0 | 1370.0 | 1028.57 |
| 3 | (39) Prunty Eamonn | IRL  | MP5 M | 1630.0 | 1630.0 | 900.55 |
| 4 | (29) Schacher Braeson | CAN  | MP5 M | 1230.0 | 1430.0 | 790.06 |
| 5 | (17) Wintle Scott | AUS  | MP2 M | 930.0 | 800.0 | 877.36 |
| 6 | (33) Fasel Christophe | SUI  | MP4>M | 1450.0 | 1030.0 | 941.56 |
| 7 | (25) Kerr Phil | CAN  | MP4 M | 920.0 | 990.0 | 642.86 |
| 8 | (7) Hager Elijah | USA  | MP5 M | 1990.0 | 1160.0 | 1099.45 |
| 9 | (5) Fairall Nicholas | USA  | MP5 M | 770.0 | 1020.0 | 563.54 |
| 10 | (20) Barnes Nolan | CAN  | MP2 M | 620.0 | 510.0 | 584.91 |
| 11 | (6) Guzman Chad | USA  | MP5 M | 980.0 | 770.0 | 541.44 |
| 12 | (31) Thurston Jon | CAN  | MP3 M | 640.0 | 510.0 | 457.14 |
| 13 | (13) Wesson Chuck | USA  | MP4 M | 610.0 | | 396.10 |
| 14 | (45) Pop Roger | NED  | MP2>M | 380.0 | | 358.49 |
| 15 | (36) Farr Tim | GBR  | MP4 M | 550.0 | | 357.14 |
| 16 | (14) Capart Mauricio | ARG  | MP4 M | 410.0 | | 266.23 |
| 17 | (27) Sagal David | CAN  | MP2 M | 180.0 | | 169.81 |
| 18 | (23) Gosse Rob | CAN  | MP5>M | 240.0 | | 132.60 |
| 19 | (42) De Maria Pietro | ITA  | MP3 M | DNS | | |
| 19 | (24) Hubbs Todd | CAN  | MP1 M | 0.0 | | |







Vision Impaired Ladies Tricks Results

Homologation: Record capability

| Bib | Name | Country | Categ. | Prelim | Final | Overall |
|-----|--------------------|---|--------|--------|-------|---------|
| 1 | (38) Williams Jill | GBR  | V23 F | 890 | 1340 | 1175.44 |
| 2 | (2) Mawby Katie | USA  | V23 F | 1140 | 930 | 1000.00 |



Vision Impaired Men Tricks Results

Homologation: Record capability

| Bib | Name | Country | Categ. | Prelim | Final | Overall |
|-----|-------------------------|---|--------|--------|-------|---------|
| 1 | (41) Cassioli Daniele | ITA  | V1 >M | 900 | 1400 | 622.22 |
| 2 | (10) Royal Mike | USA  | V1 M | 1110 | 1020 | 493.33 |
| 3 | (46) Gulbrandsen Bjorn | NOR  | V1 M | 440 | 740 | 328.89 |
| 4 | (30) Sieswerda Jonathan | CAN  | V23 M | 360 | | 147.54 |
| 5 | (43) Fanchini Matteo | ITA  | V1 >M | 240 | | 106.67 |
| 6 | (28) Riehl Ryan | CAN  | V23 M | 160 | | 65.57 |


Standing Ladies Jump Results


Homologation: Record capability

| Bib | Name | Country | Categ. | Prelim | Final | Overall |
|-----|-------------------|---|--------|-------------|--------------|---------|
| 1 | (35) Ellis Claire | GBR  | AL2 F | 9.3m (31ft) | 11.2m (37ft) | 823.53 |
| 2 | (8) Nelson Elisha | USA  | A2 F | 8.8m (29ft) | 11.0m (36ft) | 582.01 |

Standing Men Jump Results





Homologation: Record capability

| Bib | Name | Country | Categ. | Prelim | Final | Overall |
|-----|----------------|---|--------|--------------|--------------|---------|
| 1 | (1) Timm Craig | USA  | A1 >M | 28.2m (93ft) | 29.4m (96ft) | 896.34 |

| Bib | Name | Country | Categ. | Prelim | Final | Overall |
|-----|-------------------|---|--------|--------------|--------------|---------|
| 2 | (11) Stokes Gregg | USA  | A2 >M | 17.8m (58ft) | 18.8m (62ft) | 573.17 |












Seated Ladies Jump Results

Homologation: Record capability

| Bib | Name | Country | Categ. | Prelim | Final | Overall |
|-----|------------------------|---|--------|--------------|--------------|---------|
| 1 | (15) Longmore Samantha | AUS  | MP1 F | 10.6m (35ft) | 12.4m (41ft) | 1107.14 |
| 2 | (19) Baerg Ashley | CAN  | MP5 F | 14.6m (48ft) | 16.5m (54ft) | 921.79 |
| 3 | (12) Switzer Sarah | USA  | MP5 F | 13.8m (45ft) | 15.4m (51ft) | 860.34 |
| 4 | (37) Tomsett Hannah | GBR  | MP5 F | 10.7m (35ft) | | 597.77 |


Seated Men Jump Results

Homologation: Record capability

| Bib | Name | Country | Categ. | Prelim | Final | Overall |
|-----|-----------------------|---|--------|--------------|--------------|---------|
| 1 | (17) Wintle Scott | AUS  | MP2 M | 20.2m (66ft) | 20.0m (66ft) | 1035.90 |
| 2 | (9) Poggetto Connor | USA  | MP5 M | 25.2m (83ft) | 24.0m (79ft) | 958.17 |
| 3 | (25) Kerr Phil | CAN  | MP4 M | 18.7m (61ft) | 21.5m (71ft) | 895.83 |
| 4 | (29) Schacher Braeson | CAN  | MP5 M | 21.5m (71ft) | 22.2m (73ft) | 844.11 |
| 5 | (13) Wesson Chuck | USA  | MP4 M | 20.3m (67ft) | 19.9m (65ft) | 845.83 |
| 6 | (26) Lamontagne Blake | CAN  | MP3 M | 14.7m (48ft) | 13.4m (44ft) | 677.42 |
| 7 | (7) Hager Elijah | USA  | MP5 M | 17.2m (56ft) | | 653.99 |
| 8 | (27) Sagal David | CAN  | MP2 M | 11.2m (37ft) | | 574.36 |
| 9 | (23) Gosse Rob | CAN  | MP5>M | 14.4m (47ft) | | 547.53 |
| 9 | (6) Guzman Chad | USA  | MP5 M | 14.4m (47ft) | | 547.53 |
| 11 | (16) Taylor Jason | AUS  | MP1 M | 0.00m (0ft) | | |






Vision Impaired Ladies Jump Results

Homologation: Record capability



| Bib | Name | Country | Categ. | Prelim | Final | Overall |
|-----|--------------------|---|--------|-------------|-------------|---------|
| 1 | (38) Williams Jill | GBR  | V23 F | 8.1m (27ft) | 8.7m (29ft) | 480.66 |

Vision Impaired Men Jump Results



Homologation: Record capability

| Bib | Name | Country | Categ. | Prelim | Final | Overall |
|-----|-------------------------|---|--------|--------------|--------------|---------|
| 1 | (41) Cassioli Daniele | ITA  | V1 >M | 15.2m (50ft) | 16.8m (55ft) | 796.21 |
| 2 | (43) Fanchini Matteo | ITA  | V1 >M | 13.1m (43ft) | 14.6m (48ft) | 691.94 |
| 3 | (46) Gulbrandsen Bjorn | NOR  | V1 M | 16.0m (52ft) | 0.00m (0ft) | 758.29 |
| 4 | (28) Riehl Ryan | CAN  | V23 M | 0.00m (0ft) | | |
| 4 | (30) Sieswerda Jonathan | CAN  | V23 M | 0.00m (0ft) | | |





Standing Ladies Overall Results

| Bib | Name | Country | Categ. | Slalom | Tricks | Jump | Overall |
|-----|-------------------|---|--------|---------|--------|--------|---------|
| 1 | (35) Ellis Claire | GBR  | AL2 F | 989.25 | 946.34 | 823.53 | 2759.12 |
| 2 | (8) Nelson Elisha | USA  | A2 F | 1030.30 | 577.46 | 582.01 | 2189.77 |











Standing Men Overall Results

| Bib | Name | Country | Categ. | Slalom | Tricks | Jump | Overall |
|-----|-------------------|---|--------|--------|--------|--------|---------|
| 1 | (1) Timm Craig | USA  | A1 >M | 883.72 | 440.33 | 896.34 | 2220.39 |
| 2 | (11) Stokes Gregg | USA  | A2 >M | 658.91 | 288.07 | 573.17 | 1520.15 |


Seated Ladies Overall Results

| Bib | Name | Country | Categ. | Slalom | Tricks | Jump | Overall |
|-----|------------------------|---|--------|--------|--------|---------|---------|
| 1 | (15) Longmore Samantha | AUS  | MP1 F | 833.33 | 750.00 | 1107.14 | 2690.47 |
| 2 | (12) Switzer Sarah | USA  | MP5 F | 860.00 | 710.98 | 860.34 | 2431.32 |
| 3 | (19) Baerg Ashley | CAN  | MP5 F | 860.00 | 630.06 | 921.79 | 2411.85 |
| 4 | (37) Tomsett Hannah | GBR  | MP5 F | 865.00 | 190.75 | 597.77 | 1653.52 |




Seated Men Overall Results

| Bib | Name | Country | Categ. | Slalom | Tricks | Jump | Overall |
|-----|-----------------------|---|--------|--------|---------|---------|---------|
| 1 | (9) Poggetto Connor | USA  | MP5 M | 886.79 | 1066.30 | 958.17 | 2911.26 |
| 2 | (17) Wintle Scott | AUS  | MP2 M | 974.36 | 877.36 | 1035.90 | 2887.62 |
| 3 | (7) Hager Elijah | USA  | MP5 M | 783.02 | 1099.45 | 653.99 | 2536.46 |
| 4 | (29) Schacher Braeson | CAN  | MP5 M | 773.58 | 790.06 | 844.11 | 2407.75 |
| 5 | (6) Guzman Chad | USA  | MP5 M | 924.53 | 541.44 | 547.53 | 2013.50 |
| 6 | (13) Wesson Chuck | USA  | MP4 M | 759.62 | 396.10 | 845.83 | 2001.55 |
| 7 | (26) Lamontagne Blake | CAN  | MP3 M | 150.00 | 1028.57 | 677.42 | 1855.99 |
| 8 | (25) Kerr Phil | CAN  | MP4 M | 19.23 | 642.86 | 895.83 | 1557.92 |
| 9 | (23) Gosse Rob | CAN  | MP5>M | 504.72 | 132.60 | 547.53 | 1184.85 |
| 10 | (27) Sagal David | CAN  | MP2 M | 70.51 | 169.81 | 574.36 | 814.68 |

Vision Impaired Ladies Overall Results








| Bib | Name | Country | Categ. | Slalom | Tricks | Jump | Overall |
|-----|--------------------|---|--------|--------|---------|--------|---------|
| 1 | (38) Williams Jill | GBR  | V23 F | 450.70 | 1175.44 | 480.66 | 2106.80 |

Vision Impaired Men Overall Results
















| Bib | Name | Country | Categ. | Slalom | Tricks | Jump | Overall |
|-----|------------------------|---|--------|--------|--------|--------|---------|
| 1 | (41) Cassioli Daniele | ITA  | V1 >M | 911.76 | 622.22 | 796.21 | 2330.19 |
| 2 | (46) Gulbrandsen Bjorn | NOR  | V1 M | 870.59 | 328.89 | 758.29 | 1957.77 |
| 3 | (43) Fanchini Matteo | ITA  | V1 >M | 23.53 | 106.67 | 691.94 | 822.14 |

Tournament Ladies Overall Results

| Bib | Name | Country | Categ. | Slalom | Tricks | Jump | Overall |
|-----|------|---------|--------|--------|--------|------|---------|
|-----|------|---------|--------|--------|--------|------|---------|

| Bib | Name | Country | Categ. | Slalom | Tricks | Jump | Overall |
|-----|------------------------|---|--------|---------|---------|---------|---------|
| 1 | (35) Ellis Claire | GBR  | AL2 F | 989.25 | 946.34 | 823.53 | 2759.12 |
| 2 | (15) Longmore Samantha | AUS  | MP1 F | 833.33 | 750.00 | 1107.14 | 2690.47 |
| 3 | (12) Switzer Sarah | USA  | MP5 F | 860.00 | 710.98 | 860.34 | 2431.32 |
| 4 | (19) Baerg Ashley | CAN  | MP5 F | 860.00 | 630.06 | 921.79 | 2411.85 |
| 5 | (8) Nelson Elisha | USA  | A2 F | 1030.30 | 577.46 | 582.01 | 2189.77 |
| 6 | (38) Williams Jill | GBR  | V23 F | 450.70 | 1175.44 | 480.66 | 2106.80 |
| 7 | (37) Tomsett Hannah | GBR  | MP5 F | 865.00 | 190.75 | 597.77 | 1653.52 |

Tournament Men Overall Results

| Bib | Name | Country | Categ. | Slalom | Tricks | Jump | Overall |
|-----|------------------------|---|--------|--------|---------|---------|---------|
| 1 | (9) Poggetto Connor | USA  | MP5 M | 886.79 | 1066.30 | 958.17 | 2911.26 |
| 2 | (17) Wintle Scott | AUS  | MP2 M | 974.36 | 877.36 | 1035.90 | 2887.62 |
| 3 | (7) Hager Elijah | USA  | MP5 M | 783.02 | 1099.45 | 653.99 | 2536.46 |
| 4 | (29) Schacher Braeson | CAN  | MP5 M | 773.58 | 790.06 | 844.11 | 2407.75 |
| 5 | (41) Cassioli Daniele | ITA  | V1 >M | 911.76 | 622.22 | 796.21 | 2330.19 |
| 6 | (1) Timm Craig | USA  | A1 >M | 883.72 | 440.33 | 896.34 | 2220.39 |
| 7 | (6) Guzman Chad | USA  | MP5 M | 924.53 | 541.44 | 547.53 | 2013.50 |
| 8 | (13) Wesson Chuck | USA  | MP4 M | 759.62 | 396.10 | 845.83 | 2001.55 |
| 9 | (46) Gulbrandsen Bjorn | NOR  | V1 M | 870.59 | 328.89 | 758.29 | 1957.77 |
| 10 | (26) Lamontagne Blake | CAN  | MP3 M | 150.00 | 1028.57 | 677.42 | 1855.99 |
| 11 | (25) Kerr Phil | CAN  | MP4 M | 19.23 | 642.86 | 895.83 | 1557.92 |
| 12 | (11) Stokes Gregg | USA  | A2 >M | 658.91 | 288.07 | 573.17 | 1520.15 |
| 13 | (23) Gosse Rob | CAN  | MP5>M | 504.72 | 132.60 | 547.53 | 1184.85 |
| 14 | (43) Fanchini Matteo | ITA  | V1 >M | 23.53 | 106.67 | 691.94 | 822.14 |
| 15 | (27) Sagal David | CAN  | MP2 M | 70.51 | 169.81 | 574.36 | 814.68 |

Chief Judge
Fosse Ivar

Homologator
Letcher Owen

Scorer
Roer Terry